

ICF 'International HIV/AIDS Alliance in Ukraine', PSA results, 2015

- In Ukraine, it is estimated by Unicef Ukraine that there are 123 000 children and adolescents with risky behaviour in Ukraine, 15 000 of them are children and adolescents aged 10-18 years are using injecting drugs with detrimental consequences for their health outcomes and their future lives.
- Children and adolescents who are vulnerable and neglected are most likely to use drugs. These include children whose parents are using drugs or are alcohol dependent, or simply coping with other difficult family circumstances (parents who work long hours or single parents).
- In Ukraine, access to out-of-school childcare or youth friendly services is limited and many children and adolescents spend considerable time together unsupervised and on the streets.
- Boredom, rebellion, peer and/or media pressure and misinformation are among the reasons that children and adolescents start using drugs.
- Drug use among children and adolescents usually starts with non-injecting drugs that can be purchased over the pharmacy counter and mixed to provide a recreational high. Non-injecting drug use leads to other risk-taking behaviour among children and adolescents, including unsafe sexual behaviour.
- Whilst harm reduction services, that is services which focus on prevention from harm when using drugs, are widely available in Ukraine these are usually adult-focused. This severely limits the support available to children and adolescents.

Starting from 2015 6 CBO partners implemented Participatory Site Assessment:

- listened to children and adolescents to understand more about their patterns of drug use and their specific health needs, design and test innovative models of child and youth-friendly HIV prevention, treatment and care service delivery, train health professionals and social workers to support children and adolescents who use drugs.
- children and adolescents living with HIV received access to HIV care treatment programmes through facilitated disclosure and family-centred care

Questions of the Participatory Site Assessment

1. Identification of the target group locations (hot spots) /brain storming at CBO with TG involvement
2. Size of target population in each hot spot/ observation/info from gate keepers and TG
3. Number of hot spots/ brain storming at CBO with TG involvement
4. The estimated number of TG at each hot spot/based on data received at N2.
5. Characteristics of the target group (CYPUD group discussion):
 - ratio by age and sex
 - place of living
 - subgroups and subcultures
 - sources of income
 - drug use (injecting and not injecting), characteristics of use
 - sexual behavior
 - sources of information on HIV/AIDS .
6. Data on seasonal migration (CYPUD group discussion)
7. Data on adolescents' day schedule (CYPUD group discussion)

Main results of PSA

1. Maps of hot spots received (for each site). Hot spots where no CYPUD were found also marked during project implementation. Visit time to each spot was recorded (both successful and not). Some spots were visited couple of times. Each spot was marked at Site map.

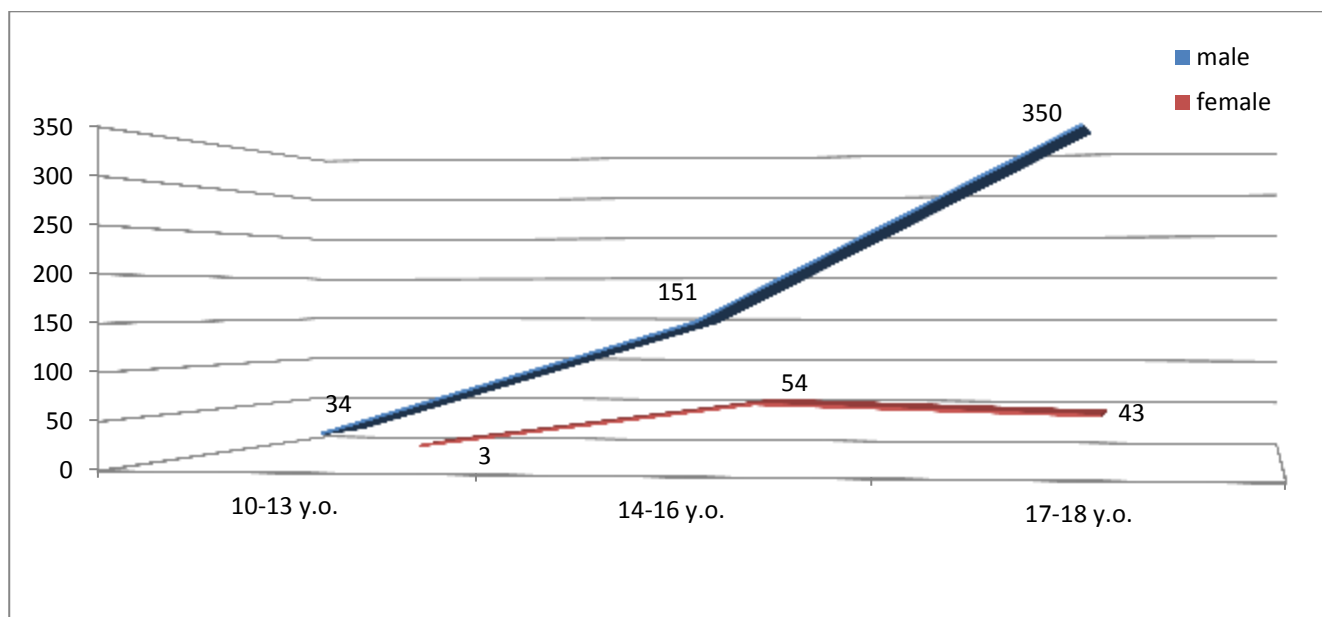
Project Site (City)	Number of Hot Spots
Odesa	20
Poltava	14
Kyiv (incl.Boyarka)	24
Kharkiv	24
Kryvyi Rih	12
Slovyansk	18
Total	112

Sample of Site working map of Hot Spots:

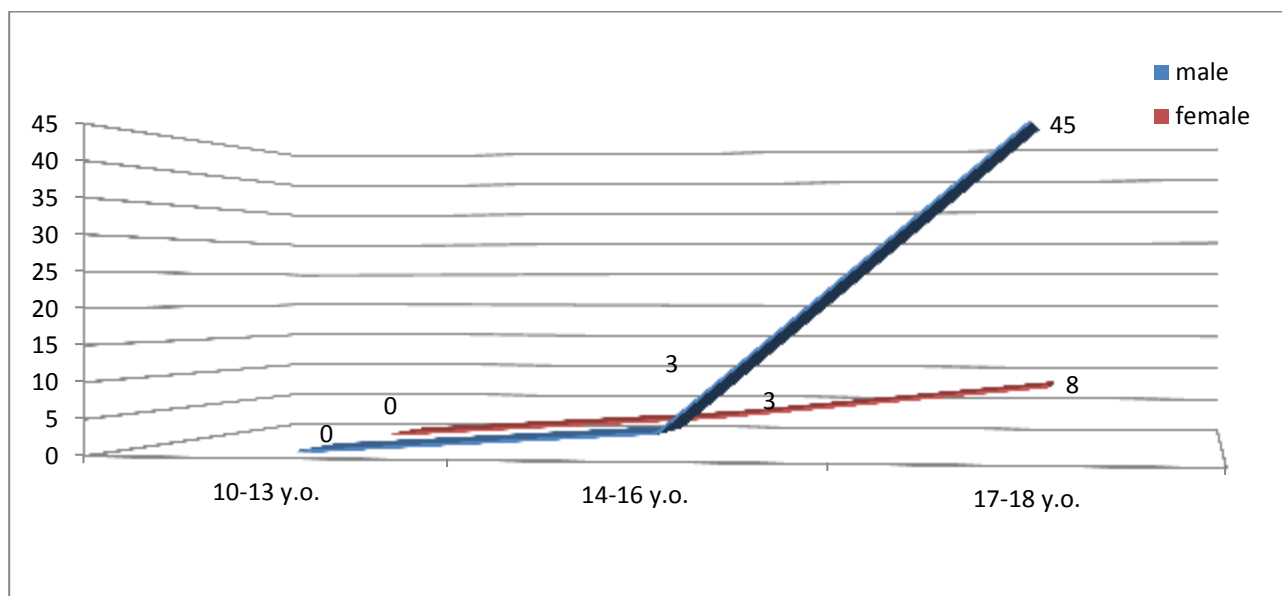


2. Profile of IDUs/NIDUs who took part in group discussions (abs. numbers)

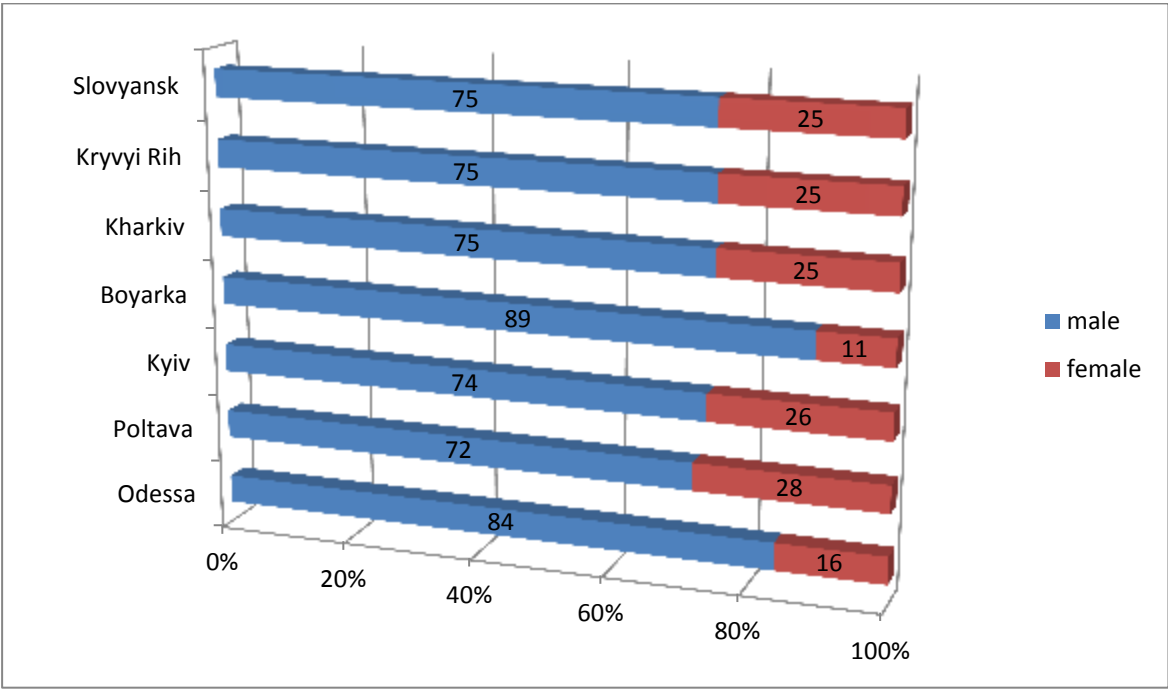
Non-injecting drug users: age and sex segregation



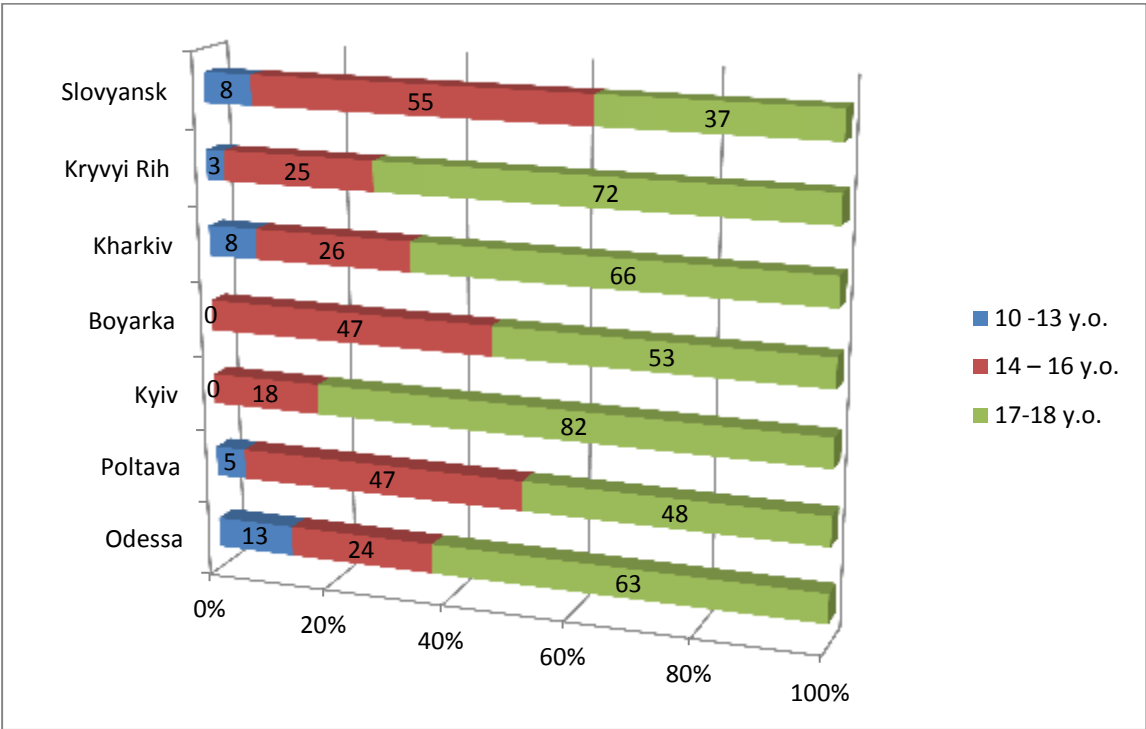
IDUs: age and sex segregation



3. Gender Structure per site, %



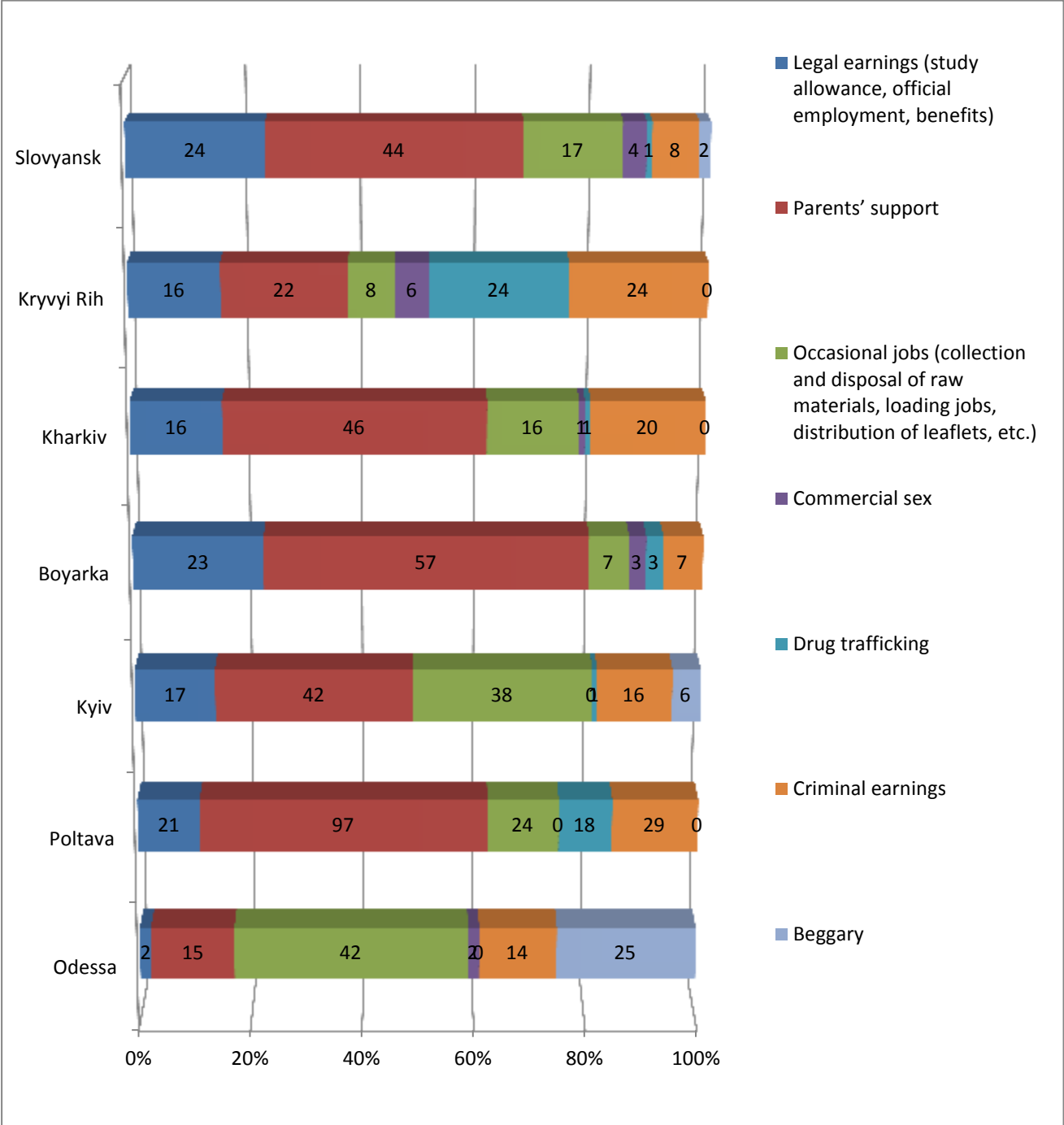
4. Age structure per site, %



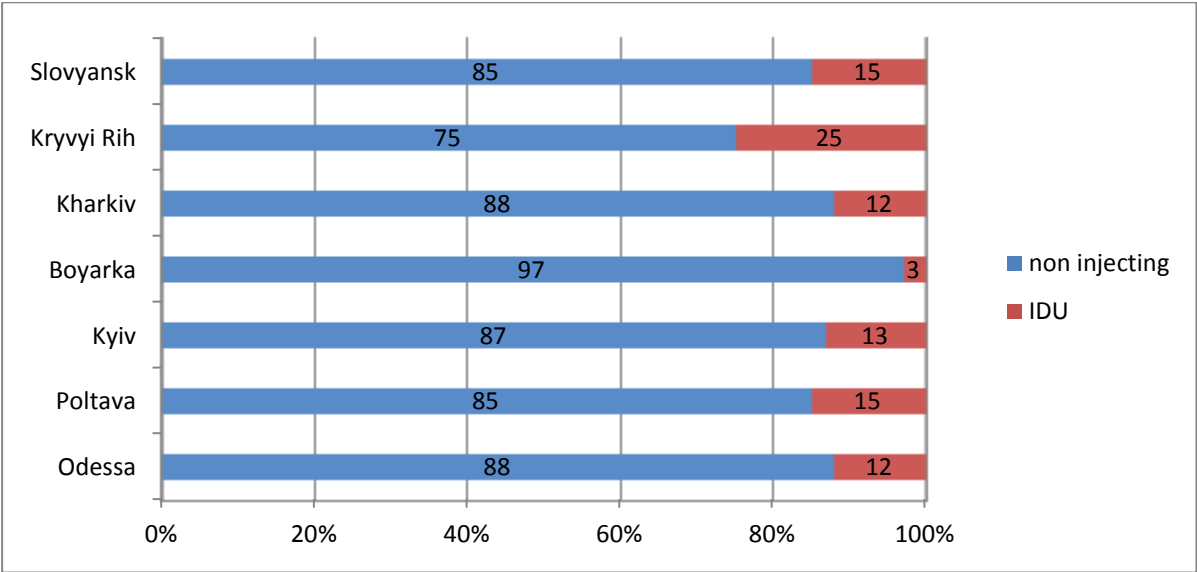
5. Subgroups/subcultures of adolescent IDUs/NIDUs

Subgroups/subcultures that are typical for several sites in conflict with law (with criminal record); gamers; “rich” kids; Bikers/Roller skaters; sportsmen; musicians; from so-called dysfunctional families; Abandoned; party-goers.

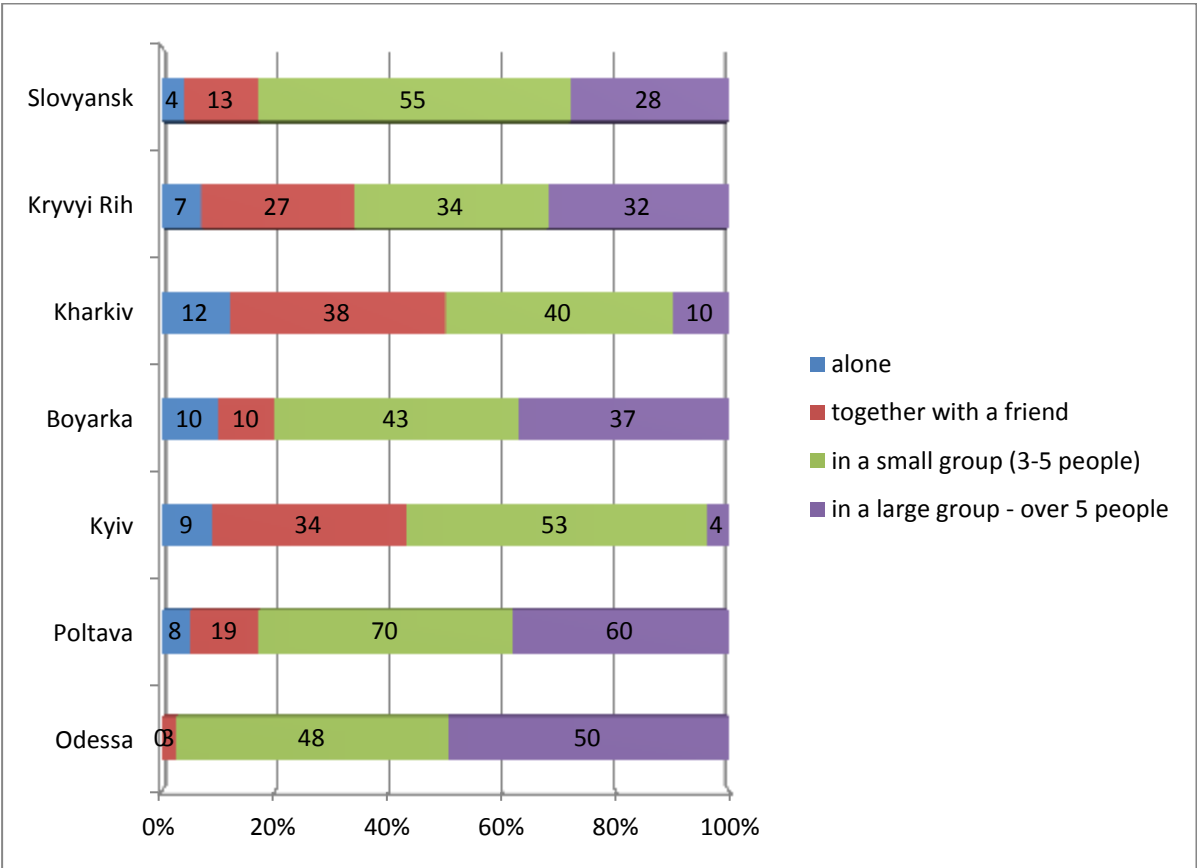
6. Sources of CYPUD income, %



6. Behavior patterns associated with drug use; IDU/NIDU proportion per site, %

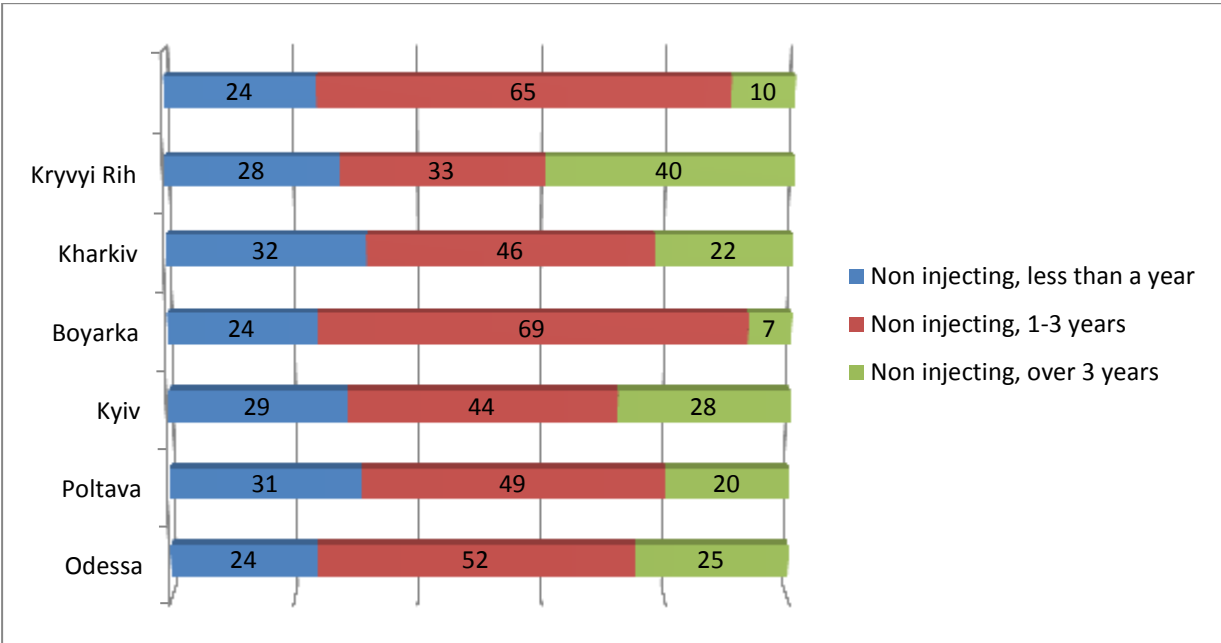


7. Group size when using drugs per site, %

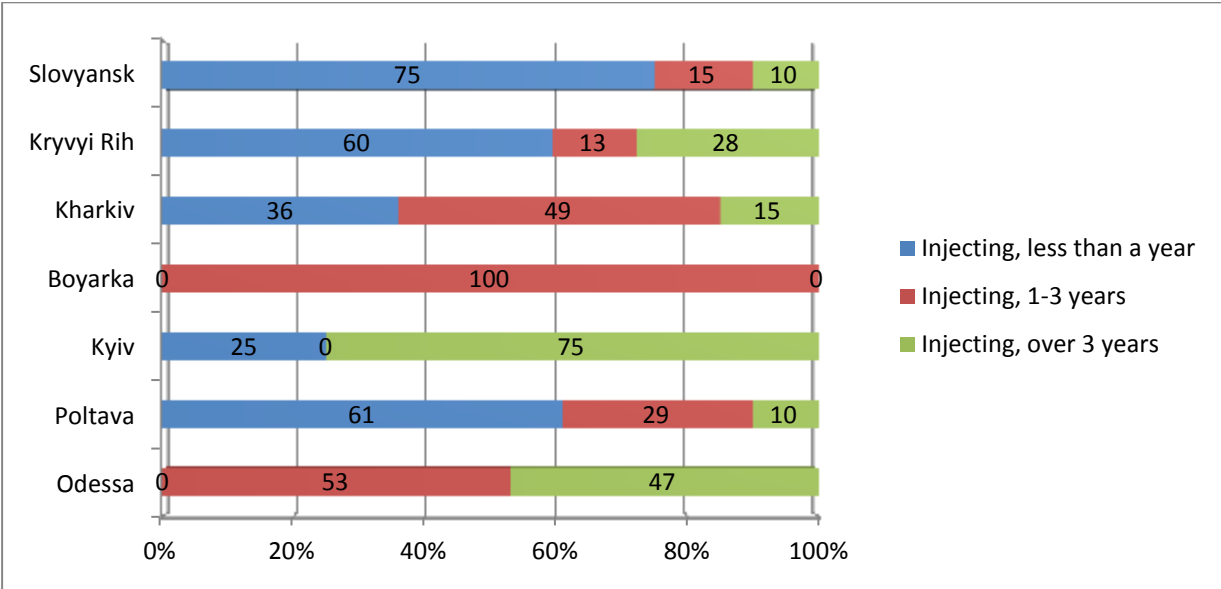


8. Drug use experience (number of years) per site, %

Non-injecting DU experience:



Injecting DU experience:



9. Types of drugs used per site:

ODESA (NIDU)

Glue
Cannabis
Codeine-containing pills (Codterpin, Codeine, Cofex)

POLTAVA (NIDU)

Glue
Cannabis
Phenylpropanolamine (“effect”, “coldact”)
Methylenedioxymethamphetamine (“ecstasy”, MDMA)
Methamphetamine solution (“vint”, “shirka”, “pervitin”)
Methamphetamine powder (crystal)
Amphetamine (“fen”)
Codeine-containing pills (Codterpin, Codeine)
Tramadol/Tramal

KYIV (NIDU)

Blotter
Naswar
Taren
Fluxen
Smoking blends
Hashish (oil or “smolka”)
Cannabis
LSD
Methylenedioxypyrovalerone (“bath salts”)
Methylenedioxymethamphetamine
Amphetamine (“fen”)
Combispasm
Codeine-containing pills (Codterpin, Codeine)
Tramadol/Tramal

BOYARKA (NIDU)

Smoking blends
Cannabis
Codeine-containing pills
Methamphetamine powder (crystal)
Amphetamine (“fen”)

KHARKIV (NIDU)

Glue
Datura
Blotter
Smoking blends
Cannabis
Baclofen

Amphetamine (“fen”)
Selofen
Nalbufen
Codeine-containing pills (Codterpin, Codeine)
Tramadol/Tramal

SLOVIANSK (NIDU)

Solvents
Glue
Smoking blends
Cannabis
LSD
Methamphetamine solution (“vint”, “shirka”, “pervitin”)
Methamphetamine powder (crystal)
Amphetamine (“fen”)
“Pharmacy” drugs (Tetralgin, Pyatirchatka, Lyrica, Dimedrol, Nurofen...)
Codeine-containing pills (Codterpin, Codeine)
Tramadol/Tramal

KRYVYI RIH (NIDU)

Glue
Smoking blends
Cannabis
Baclofen
Amphetamine (“fen”)
Cocaine
Tramadol/Tramal
Opium liquid extract

ODESA (IDU)

Codeine-containing pills
Desomorphine (electroshirka, Krokodil)
Opium liquid extract (shirka, black, chemistry)

POLTAVA (IDU)

Methamphetamine solution (“vint”, “shirka”, “pervitin”)
Amphetamine (“fen”)
Opium liquid extract (shirka, black, chemistry)

KYIV (IDU)

Nalbufen
Methamphetamine solution (“vint”, “shirka”, “pervitin”)
Amphetamine (“fen”)
Methadone
Desomorphine (electroshirka, Krokodil)
Heroin
Opium liquid extract (shirka, black, chemistry)

BOYARKA (IDU)

Codeine-containing pills

KHARKIV (IDU)

Methamphetamine powder (crystal)

Dimedrol

“Seeds”

Nalbufen

Methadone

Codeine-containing pills

Heroin

Opium liquid extract (shirka, black, chemistry)

SLOVIANSK (IDU)

Cannabis

Methamphetamine solution (“vint”, “shirka”, “pervitin”)

Methamphetamine powder (crystal)

Amphetamine (“fen”)

Opium liquid extract (shirka, black, chemistry)

KRYVYI RIH (IDU)

Methcathinone (“jeff”)

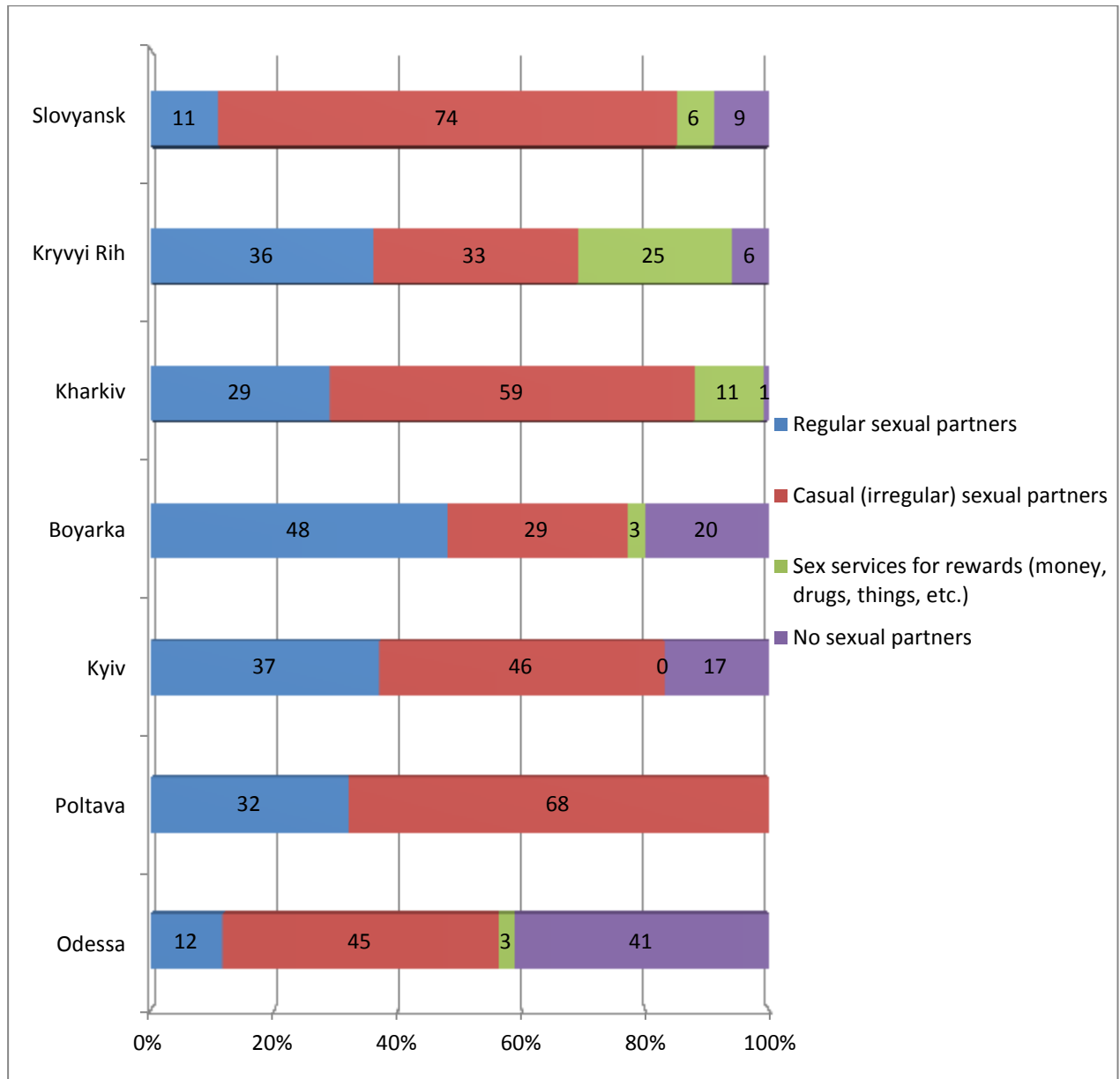
Methamphetamine solution (“vint”, “shirka”, “pervitin”)

Amphetamine (“fen”)

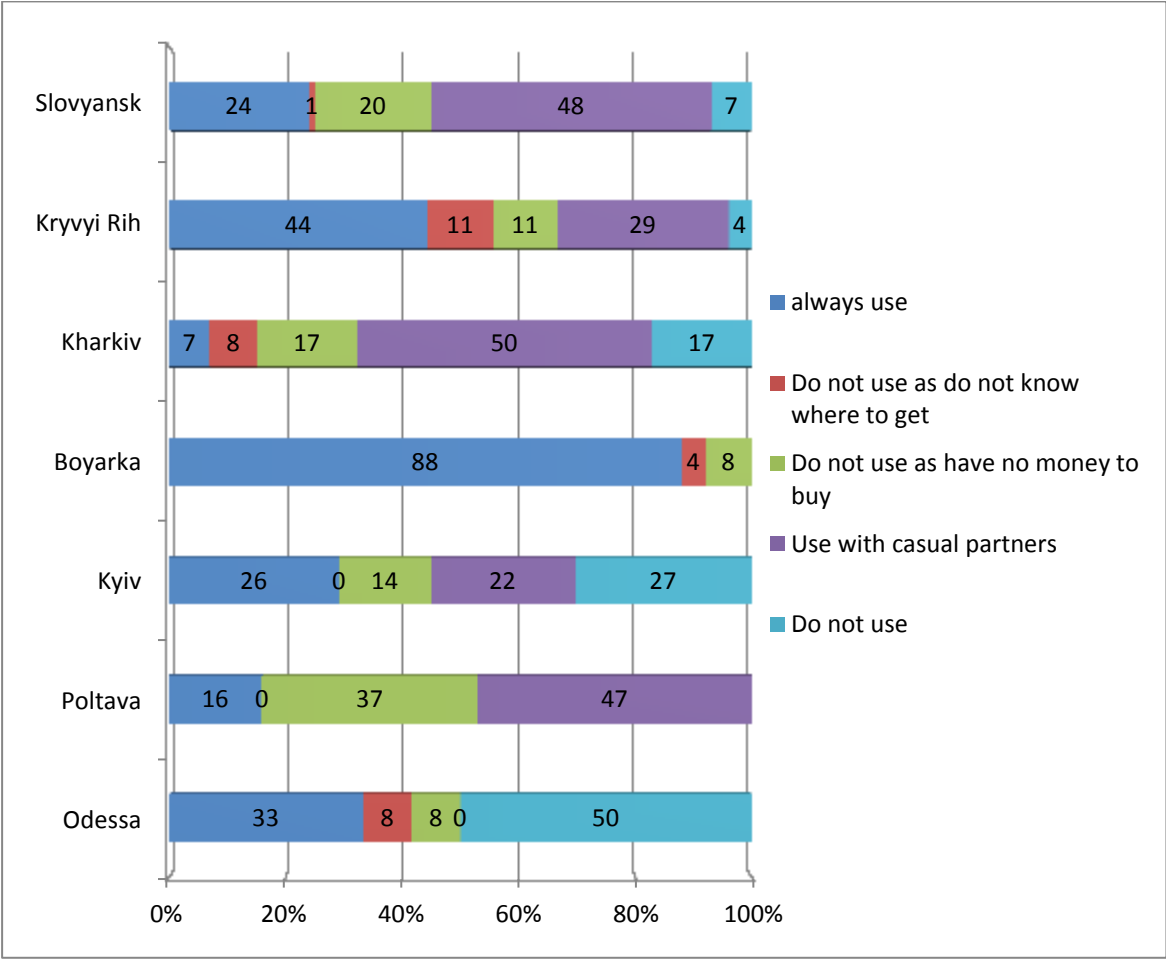
Opium liquid extract (shirka, black, chemistry)

10. Sexual behavior patterns

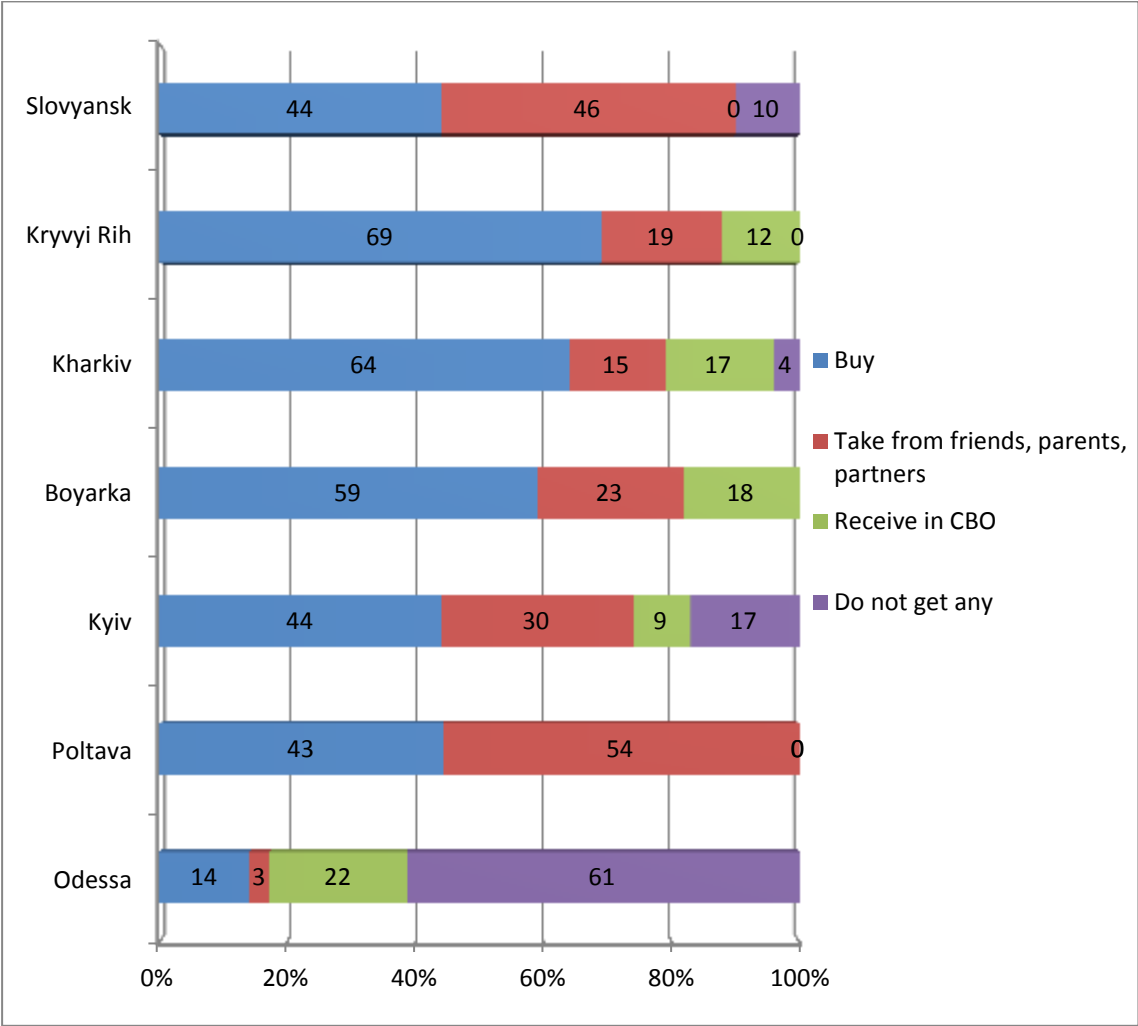
10.1. Sexual partners and provision of sex services per site, %



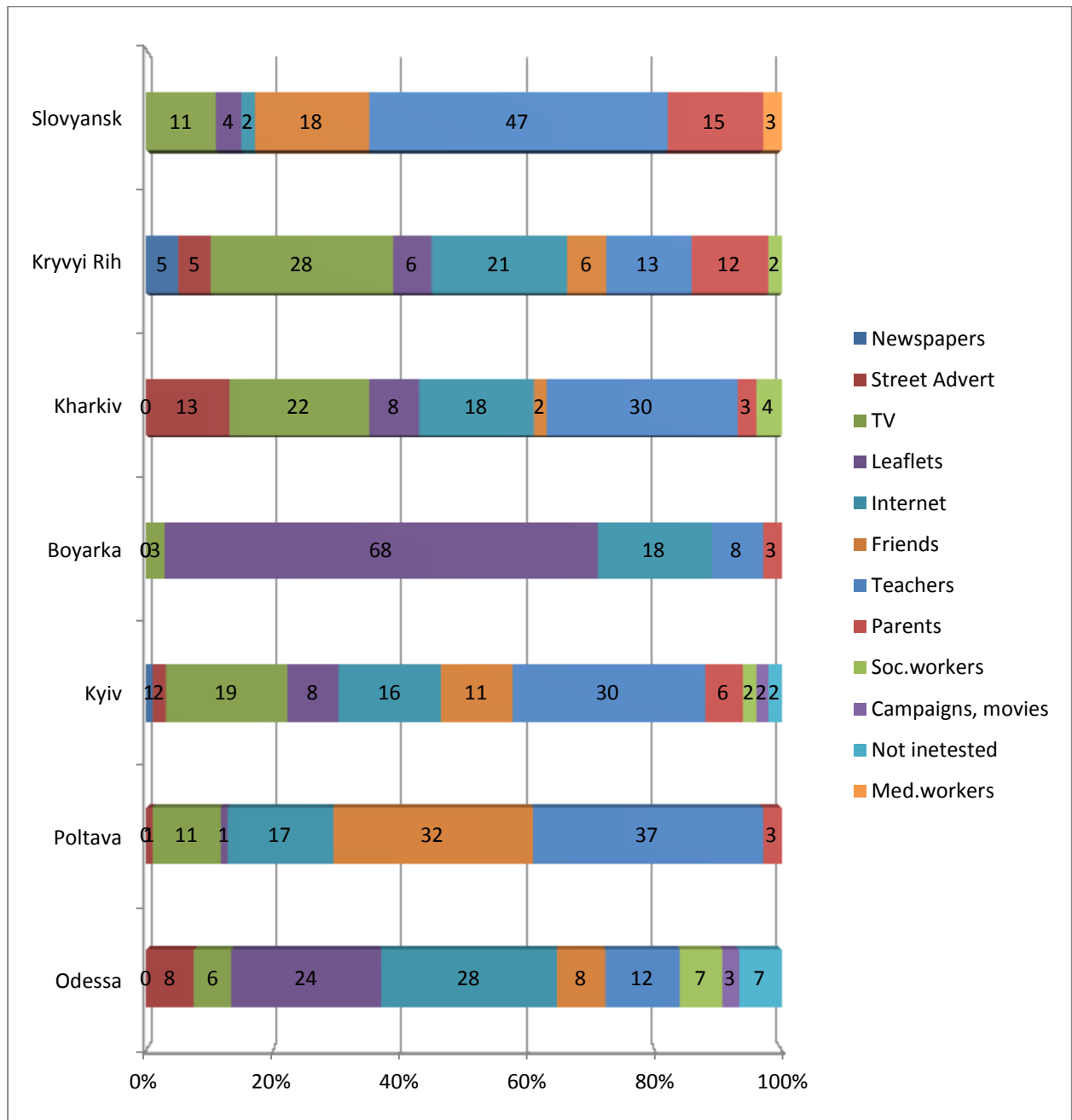
10.2 Condom use per site, %



10.3. Access to condoms per site, %

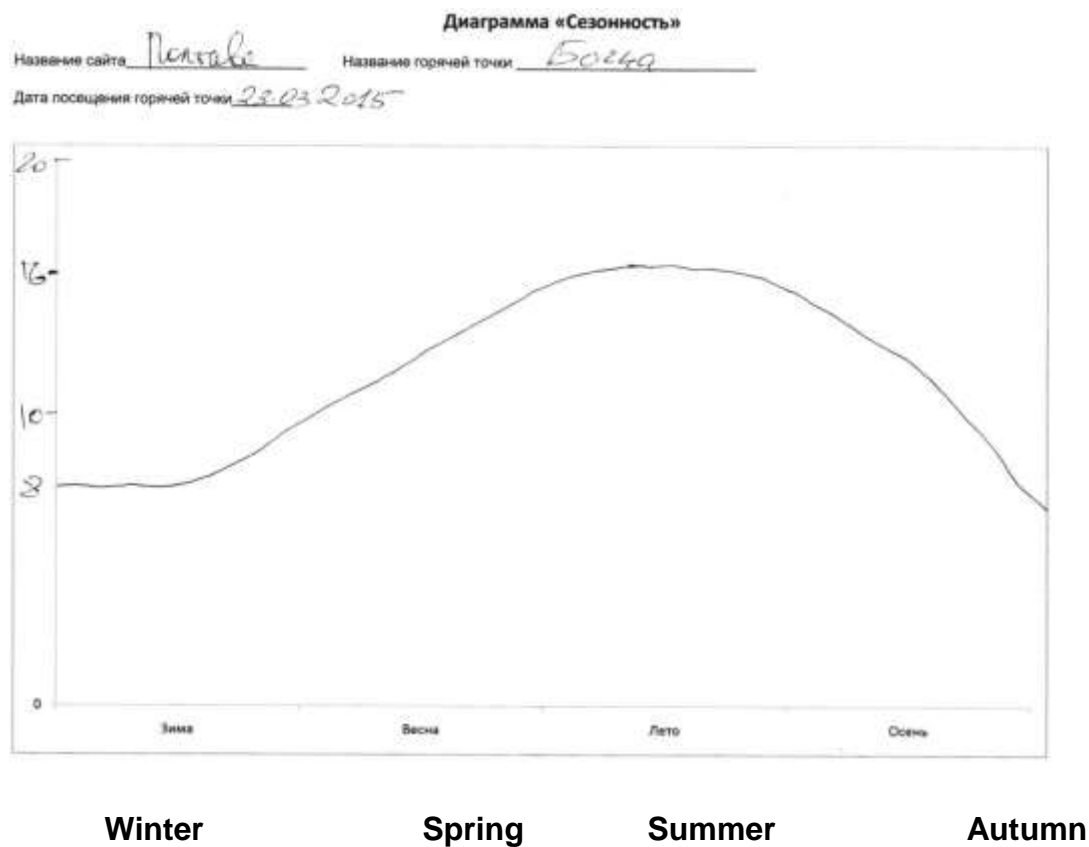


11. Sources of information on HIV/AIDS per site, %



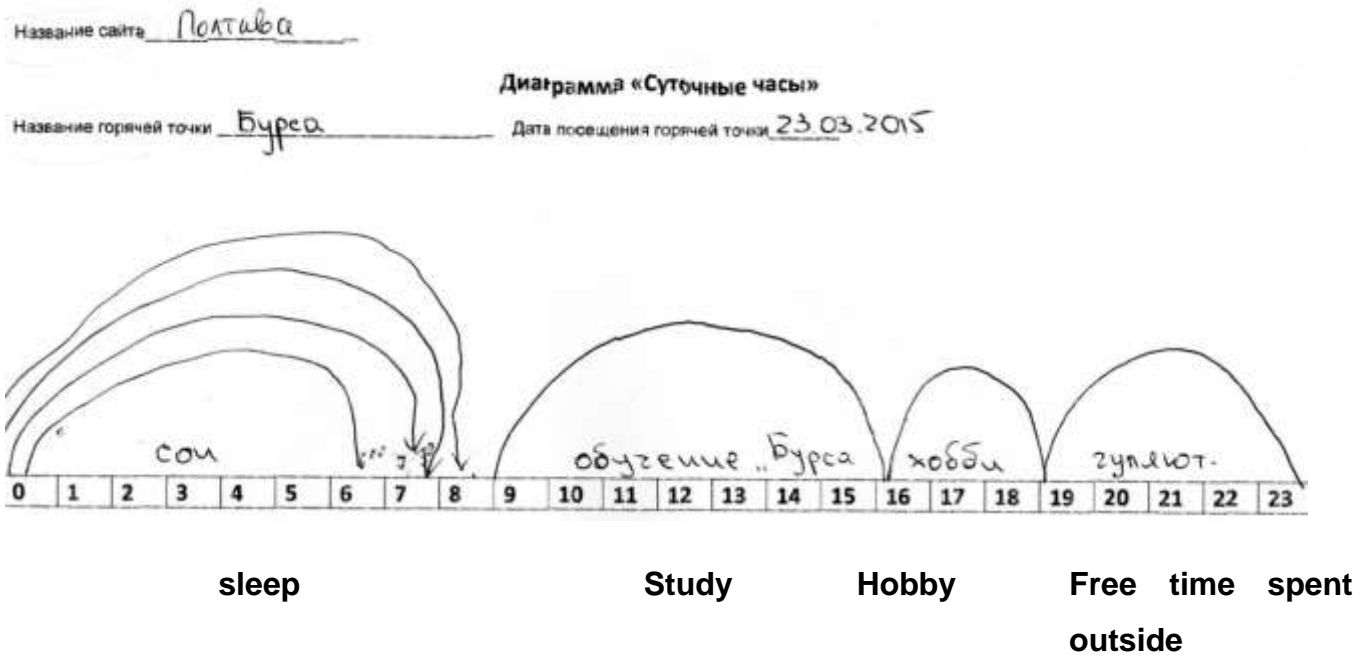
12. Seasonal migration of CYPUD

SAMPLE of charts received at each Hot Spot: number of CYPUD at Hot Spot vs Season.



13. CYPUD Day Schedule

SAMPLE of charts received at each Hot Spot: day hours and CYPUD activities



14. Estimated numbers of CYPUD

To determine the estimated number the data were collected from 3 sources.

The first - observation of social workers on hot spots at the beginning and end of the visit;

The second – CYPUD group discussions;

The third – interviews with gate keepers.

Site	CYPUD group discussions				interviews with gate keepers				Observation of social workers	
	NIDU		IDU		NIDU		IDU			
	Min	Max	Min	Max	Min	Max	Min	Max	at the beginning	At the end
Odessa	97	181	29	51	182	324	104	169	118	115
Poltava	109	173	18	27	117	200	28	46	71	69
Kyiv	171	319	19	37	99	167	21	44	94	69
Boyarka	10	48	3	8	7	35	7	35	32	33
Kharkiv	287	605	216	422	86	162	35	70	140	140
Kryvyi Rig	249	837	45	138	144	303	23	42	91	191
Slovyansk	53	141	8	19	79	208	11	22	144	191

General conclusions

The results obtained during the PSA in 6 regions of Ukraine, lead to the conclusion that the target group of study is children and young people who use drugs (both IDUs / NIDUs) is present at all sites and is hard to reach. Service provision for CYPUD is possible and effective through the social workers/peers that: received trainings and education on CYPUD service provision; can identify and establish contacts with representatives of the target group; with involvement of peers.

According to the CYPUD, the group discussions participants, the estimated number of teenagers NIDUs is in the range 975 - 2304 people, the estimated number of IDUs is in the range of 338 - 702 people. Given that Ukraine has no official statistics on the number of CYPUD, evaluation studies on the subject have not carried out earlier. It is recommend to use data received while planning preventive programs at each site.

The following subgroups were identified and should be taken into account when planning prevention programmes: common to all sites: "teenagers in conflict with law", "gamers", "golden youth"; subgroups which were found in several sites: "adolescents without parental care": large families, dysfunctional families, orphans; "way to earn money", "begging, selling drugs; "students"; "homeless"; "profession": mechanics ; "unemployed" The following subcultures were identified: musicians / music fans; athletes; bikers; goths; variety of hobbies: billiards, skaters, artists, club party-goers, fishermen, knife thrower; roma.

As we see from the charts, the main part of the target group compose young men (72-89%), fewer young women (11-28%), in 6 sites predominant age is 17-18 years (48-82%), in one site "Sloviansk" - the predominant age is 14 -16 years (55%); in 5 sites we have managed to reach the youngest segment of CYPUD- NIDUs aged 10-13 years (3-13%).

In all sites the most CYPUD are locals (42-85%). The highest percentage came from villages and regions in the sites of Odessa (29%), Poltava (27%), and Kharkiv (24%). The highest percentage of those who came from other cities is in Odessa site (29%). CYPUD live in different conditions. The highest percentage of homeless CYPUD is in Odessa site (56%);

The data on income sources shows that the percentage of criminal earnings is very high in most of sites. In the five sites CYPUD stated that they provide sexual services in exchange for remuneration, despite the small percentage of such adolescents (1-6), these adolescents require special attention. In all sites there are CYPUD that are selling drugs, the greatest percentage in sites of Kryvyi Rig (24%) and Poltava (18%).

Analysis of the peculiarity of behavior associated with drug use shows that:

- a significant part of our target group is NIDUs (75-97%); at the same time it is too early to make conclusions about low prevalence of injecting drug use among adolescents. It is necessary to take into consideration the high degree of inaccessibility and closeness of this group, the reluctance to contact. This need further assessment.
- drug use in groups varies depending on site. Drug type influence on a group size is also a question to further investigation. A significant percentage of use in a large group, more than 5 persons registered, is in Poltava (60%) and Odessa (50%).
- the predominant way of drug use in this group is non-injecting drug use (33-69%),
- CYPUD experience of injecting - up to 1 year (25-75%); Kiev site stated high percentage of CYPUD with injecting drug use experience more than 3 years (75%).
- adolescents consume 27 types of non-injecting drugs, and 11 species of injecting drugs. Additional research is necessary according to questions related to the method of use of non-injecting drugs (which drugs are consumed on inhalation way), as well as the risk factors and causes of injection drug use (use a sterile syringe, ways of acquiring the drug etc).

Analysis of the features of sexual behavior shows that

- IDUs/NIDUs adolescents are sexually active, the percentage of adolescents who did not have sexual experience is 1-20%;
- In most cases, sexual contacts occur with occasional and unfamiliar partners (29-74%); providing sexual services for a remuneration found in five sites, the highest percentage is in Kryvyi Rig site (25%) and Kharkiv (11%);

- condom use practice of CYPUD is low (16-44%), only 22-50% of adolescents use condoms with non-regular partners, the main reasons for not using a condom is unknowing where to get (1-11%) and no money to buy a condom (8-37%);
- Despite the fact that HIV-prevention programs for drug users are implemented in all sites for many years, only in 5 sites adolescents use this service, but the percentage of adolescents who received condoms in these programs is very low - 9-22%; in three sites a significant part of adolescents take condoms from friends, partners and parents Poltava (54%), Sloviansk (46%), and Kyiv (30%).

Analysis of the data on the sources of information on HIV/AIDS showed that:

- Internet marked as a source of information in all sites (16-28%), television (3-28%), brochures and booklets (1-68%); information from parents (3-15%) and friends (2-32%), in 4 sites - advertising on the street (1-13%). Disturbing is the fact that only 2-7% of CYPUD in 4 sites received the information from social workers given that prevention programs are implemented in all 6 sites for many years;
- The quality of information and satisfaction of adolescents from received information was not examined within the frameworks of this study. This is the question for further research.