

2019

ANNUAL REPORT





Dear Readers,

The Alliance is pleased to present this annual report, which highlights our work and progress for the year past. Due to the ongoing COVID-19 pandemic, 2019 seems further away from us than it actually is. But today we heavily rely on the results achieved during that year.

While summing up our achievements in 2019, I would like to point out these three key «breakthroughs».

Impacting HIV, TB, and HCV epidemics. In 2019, together with its partner organizations, the Alliance delivered HIV prevention and testing services to 170,000 PWID, 38,000 sex workers and 42,000 MSM, thus achieving the highest coverage rates for relevant services in Eastern Europe and Central Asia. Thanks to the Alliance's innovative methodology, the rate of TB case detection per 1,000 contacts was increased 4.4 times compared to conventional contact tracing. In 2019, the Alliance purchased 3,740 twelve-week courses of HCV treatment at the lowest price in Ukraine (\$74.9) and launched a routine GeneXpert-based HCV screening program for HIV/HCV co-infected PWID, their partners, and prison inmates.

Ensuring service sustainability and high quality standards while transitioning to public funding.

The end of 2019 saw the transition of the largest harm reduction program being implemented with the support of the Global Fund from donor funding to government funding. The Alliance has ensured that its strategies and approaches to service delivery for key populations are now translated into standards of practice approved by the Ministry of Health. This transition is the result of successful collaboration with the Center for Public Health, NGO *100 Percent Life*, and other partner NGOs across the country. To further our mission goals in the future, the Alliance will continue to provide technical assistance as well as implement further interventions and innovations to ensure high-quality service delivery and wide coverage on a sustainable basis.

Expanding the Alliance's international reach to 22 countries in Eastern Europe and Central Asia.

This provided us with the opportunities to disseminate our best practices: in 2019, PrEP started out in Moldova, the HIV self-testing project took off in Kazakhstan, and the project *Fast-Track TB/HIV Responses for Key Populations in EECA Cities* translated into a powerful movement of city mayors!

This year has seen the Alliance significantly expand its program portfolio, this Annual Report containing detailed information on more than 20 projects. Each of our projects is a collaborative effort, we deeply appreciate our partners and are sincerely grateful to each and all of them for a fruitful collaboration!

Looking forward to our further successes and wishing all of us good luck, good health, inspiration and strength!

Andriy Klepikov
Executive Director

ABOUT THE ALLIANCE FOR PUBLIC HEALTH

The International Charitable Foundation "Alliance for Public Health" (*hereinafter the 'Alliance'*) is a leading non-governmental professional organization which makes a significant impact on the epidemics of HIV/AIDS, tuberculosis, viral hepatitis, and other serious diseases in Ukraine in collaboration with key state partners and civil society organizations through providing financial and technical support to relevant programs.

OUR MISSION



Is to support community action against HIV/AIDS, to reduce the spread of HIV and related epidemics through disseminating effective services and approaches, strengthening health care systems and social services, and building the capacity of vulnerable communities.

OUR VISION



Is of a world in which people do not die of AIDS, and where communities have brought HIV/AIDS under control.





THE ALLIANCE'S STRATEGIC OBJECTIVES for 2013–2020

1



INNOVATIONS

TO DEVELOP AND ROLL OUT EFFECTIVE MODELS OF RESPONDING TO THE EPIDEMIC OF HIV AND ASSOCIATED DISEASES IN UKRAINE AND WORLDWIDE.

2



SERVICE ACCESSIBILITY

TO ENSURE UNIVERSAL ACCESS TO COMPREHENSIVE EVIDENCE-BASED SERVICES IN RESPONSE TO THE EPIDEMIC OF HIV AND CO-EPIDEMICS FOR VULNERABLE POPULATIONS IN UKRAINE.

3



POLICIES

TO MAKE AN IMPACT ON HEALTHCARE POLICIES IN ORDER TO ENSURE SUSTAINABLE ACCESS TO THE SERVICES, REDUCE STIGMA, AND PROTECT THE RIGHTS OF PEOPLE WHO ARE VULNERABLE TO HIV.

4



COMMUNITIES

TO BUILD CAPACITY AND MOBILIZE COMMUNITIES TO ENSURE THEIR ACTIVE ENGAGEMENT AND MEANINGFUL INVOLVEMENT IN THE RESPONSE TO THE EPIDEMIC.

5



TECHNICAL ASSISTANCE

TO INTRODUCE AN EFFECTIVE SYSTEM OF TECHNICAL SUPPORT DELIVERY FOR THE DEVELOPMENT OF EFFECTIVE TECHNICAL APPROACHES IN RESPONDING TO THE EPIDEMIC OF HIV AND RELATED EPIDEMICS ALL OVER THE WORLD.

2019

ACHIEVEMENTS, CHALLENGES AND PROSPECTS



NATIONAL HIV PREVENTION PROGRAMS, FOCUSED ON THE MOST HIV-VULNERABLE POPULATIONS HAVE HELPED BRING THE EPIDEMIC UNDER CONTROL:

- ▶ 258,216 people reached with prevention services!
- ▶ 174,950 PWID, 39,282 sex workers, 42,248 MSM, and 1,736 trans*people reached with HIV prevention and testing services by the Alliance and its partner organizations, thus achieving **the highest coverage rates for relevant services in Eastern Europe and Central Asia.**



EFFECTIVE INNOVATIONS:

- ▶ Developing HIV **self-testing** strategies based on a saliva or blood sample from partners of key population individuals, confidential delivery of self-testing kits to remote areas (www.selftest.org.ua).
- ▶ **Engaging with younger people**, who experiment with sex and recreational drugs at nightclubs and electronic music festivals, via online resources such as *Free2Ask App* and *DrugStore*.
- ▶ Reaching the other "90" – **90percent of people on ART** – among HIV-positive clients of OST programs.
- ▶ Using artificial intelligence and machine learning algorithms **under the testing program for extended most-at-risk networks as part of community-based outreach services** to optimize HIV case finding, including that with a focus on detecting recent infections.
- ▶ **Prevention and advocacy projects for trans*people** – More than 1,700 trans*people in Ukraine reached with essential services and their rights advocated for through lending support to community-driven mobilization projects.



TRANSITIONING TO PUBLIC FUNDING:

- ▶ The Alliance's strategies and approaches to service delivery for key populations are now translated into standards of practice approved by the Ministry of Health through a successful collaboration with the Center for Public Health, NGO *100 Percent Life*, and other partner NGOs across the country.



BIG RESULTS IN THE FIGHT AGAINST TUBERCULOSIS:

- ▶ In 2019, optimized case finding for identifying undiagnosed TB cases led to a 4.4-fold increase in the rate of TB case detection per 1,000 contacts compared to routine contact tracing.
- ▶ A 20% increase in the number of clients in the early TB detection project (22,536 *clients per year*).
- ▶ The efficacy of treatment for drug-susceptible and drug-resistant TB increased to 91% and 89%, respectively, though the program of medical and socio-psychological support.



THE BEST TREATMENT FOR HCV:

- ▶ **811 patients** from key populations (PLHIV, PWID, prison inmates) **started on treatment in 2019**.
- ▶ The lowest price in Ukraine for a 12-week course of HCV treatment based on direct-acting antiviral drugs (\$74.9) and using a GeneXpert system for diagnosis of HCV infection.



FAST-TRACK TB/HIV RESPONSE FOR KEY POPULATIONS IN EECA CITIES:

- ▶ Sustainability of services in the target cities ensured through the projects for the EECA region, the Global Fund's investments to the tune of \$3.9 million being fully returned from the cities' funding.
- ▶ In 2019, the mayors of Chişinău (*Moldova*), Osh (*Kyrgyzstan*) and Svetlogorsk (*Belarus*) pledged their political support by signing the Paris Declaration and the Zero TB Cities Initiative, to be joined in by the mayors of Podgorica, Bar, and Bijelo Polje (*Montenegro*) who signed the Paris Declaration.



HIV PRE-EXPOSURE PROPHYLAXIS (PREP):

- ▶ In 2019, the **PrEP program expanded** to 22 regions of Ukraine.
- ▶ **Access to PrEP increased 28 times over** (from 100 to 2,806 annual PrEP courses).
- ▶ **1772 clients** reached with PrEP for the first time through linkage with case management, of which **78% – MSM, 22 % – clients from other most-at-risk populations**.

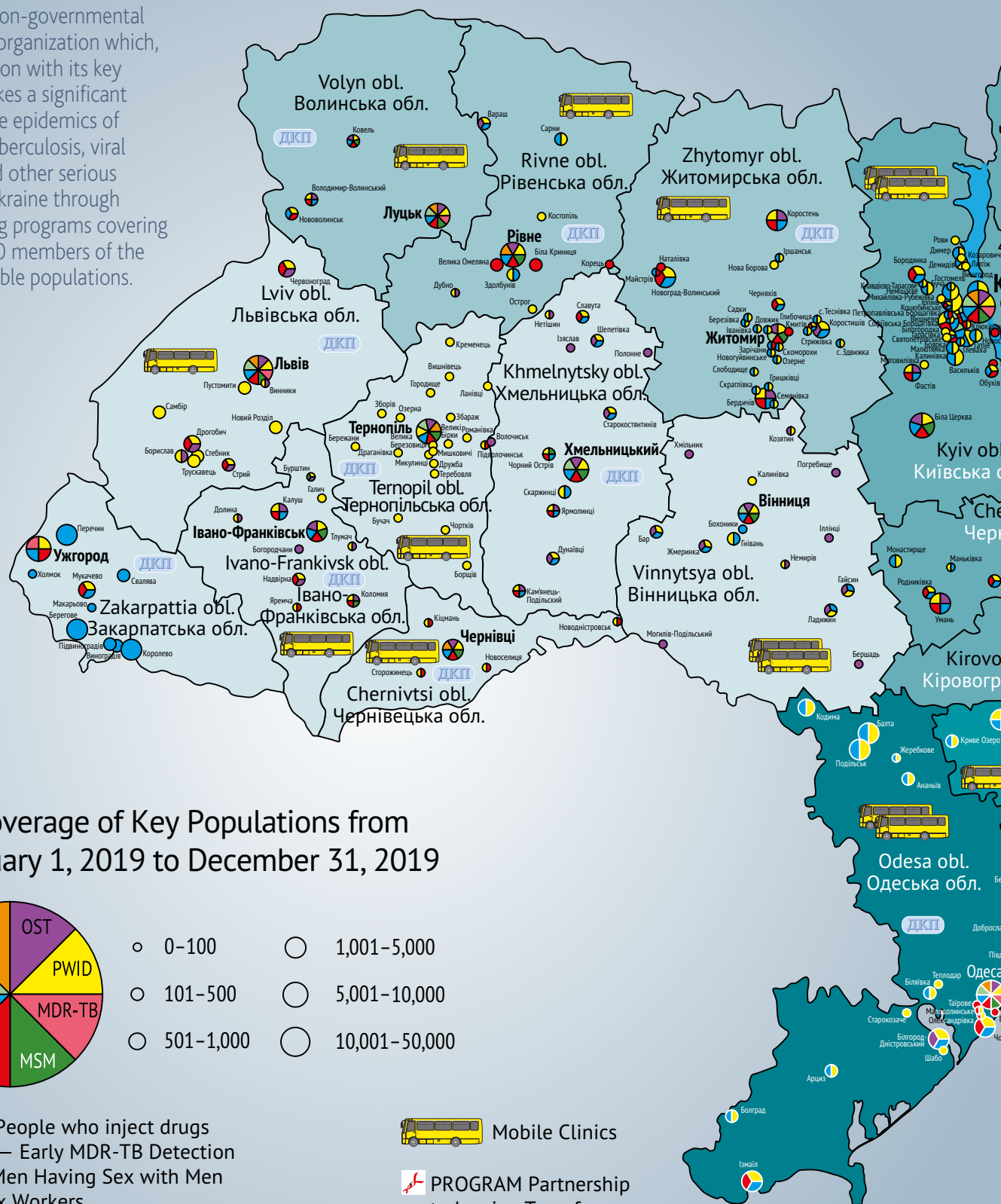


AWARENESS-RAISING CAMPAIGN #ВТВОЇХСИЛАХ (HTTPS://INYOURPOWER.LIFE):

- ▶ In 2019, 14 awards conferred to the selected cities for their outstanding performance and leadership in the fight against epidemics.

MAP OF PREVENTION SERVICES

The Alliance for Public Health is a leading non-governmental professional organization which, in collaboration with its key partners, makes a significant impact on the epidemics of HIV/AIDS, tuberculosis, viral hepatitis, and other serious diseases in Ukraine through implementing programs covering over 300,000 members of the most vulnerable populations.




PWID – People who inject drugs
 MDR-TB – Early MDR-TB Detection
 MSM – Men Having Sex with Men
 SW – Sex Workers
 TB – TB Screening
 TG – Trans*People
 HCV – HCV Treatment Program
 OST – Opioid Substitution Therapy

Mobile Clinics

PROGRAM Partnership to Inspire, Transform and Connect the HIV Response (PITCH)

Pre-Exposure Prophylaxis

<20	20-39,9	40-59,9	60-79,9	>80
-----	---------	---------	---------	-----



National OST
and Substance
Abuse Hotline:
0-800-507-727

HIV/ AIDS



PROGRAM

ACCELERATING PROGRESS IN REDUCING THE BURDEN OF TUBERCULOSIS AND HIV INFECTION BY PROVIDING UNIVERSAL ACCESS TO TIMELY AND QUALITY DIAGNOSIS AND TREATMENT OF TUBERCULOSIS, EXPANDING EVIDENCE-BASED PREVENTION, DIAGNOSIS AND TREATMENT OF HIV, CREATING VIABLE AND STABLE HEALTH SYSTEMS



DONOR:

The Global Fund
to Fight AIDS, Tuberculosis
and Malaria



БЮДЖЕТ:

\$47,740,841
(Total GF Grant Funding)



ПЕРІОД РЕАЛІЗАЦІЇ:

2018–2020

KEY OBJECTIVES:

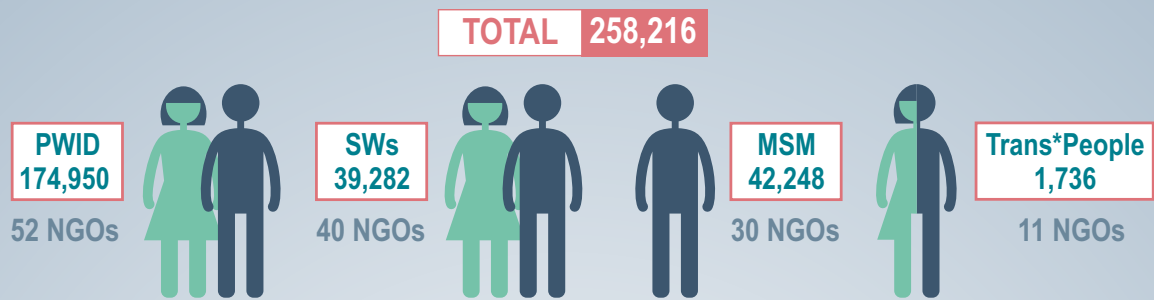
- ▶ To scale up and ensure equitable access to high quality TB and HIV prevention, treatment, and care and support, with a focus on key populations (MARPs, PLWHA and other people most affected by the HIV and TB epidemics).
- ▶ To strengthen health systems towards sustainable and integrated solutions for key populations most affected by the HIV and TB epidemics.
- ▶ To strengthen community systems that enable needs-based, cost-effective and integrated interventions for key populations most affected by the HIV and TB epidemics.

KEY ACHIEVEMENTS IN 2019:

2019 was marked by the transition from the Global Fund-supported to government-funded HIV prevention and treatment programs in accordance with the agreed-upon plan. Starting from July 2019, a transparent procurement process has been gradually phased in for the guaranteed package of services to be sourced from non-governmental organizations through public funding.

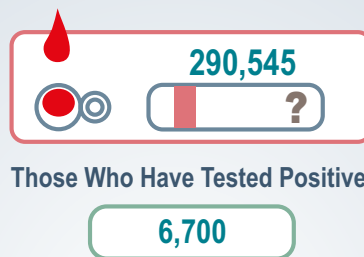
! THE DATA BELOW COVER HIV PREVENTION SERVICES PROVIDED BY THE ALLIANCE BOTH THROUGH GF FUNDING AND OTHER DONOR RESOURCES

People Reached With Prevention Services (Persons)



HIV Testing

Total People From MARPs Reached With Assisted Testing Services Based On Rapid Tests



Awareness-Raising Materials



Prevention Supplies Distributed

Condoms



10,137,505

Lubricants




3,816,504

Alcohol Wipes



16,837,064

Syringes



33 Mobile Clinics Across 24 Regions in Ukraine



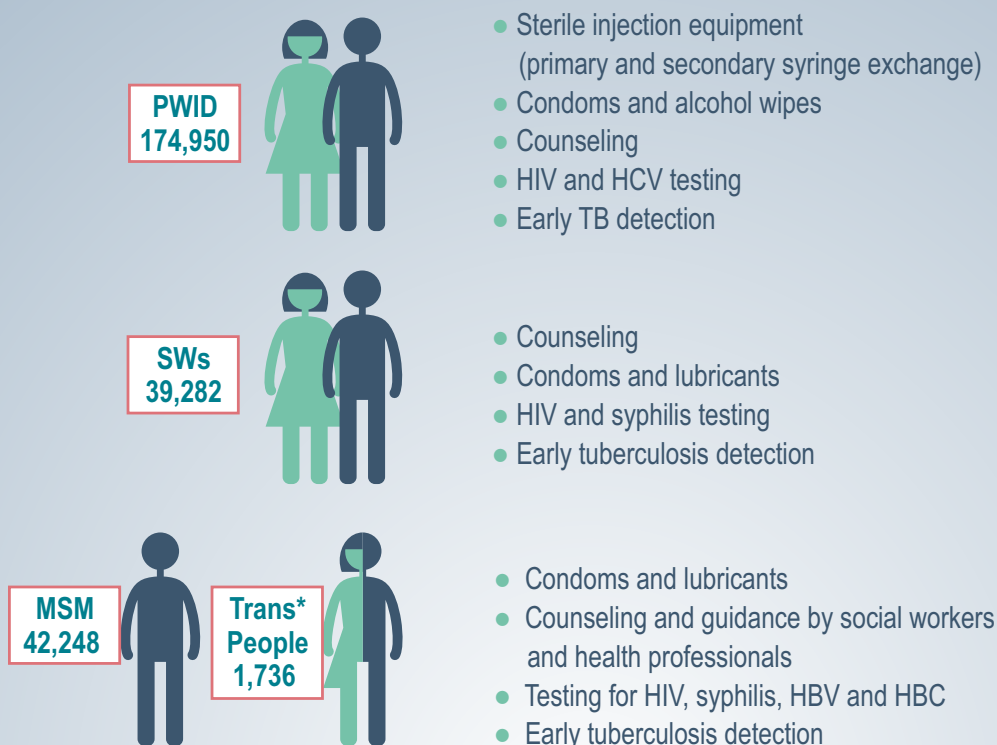
VISITS:

PWID
71,180

SWs
31,649

MSM
3,443

Service Package



TRANSITION OF PREVENTION PROGRAMS IN 2019 TO GOVERNMENT FUNDING

Those Reached With the Minimum Package of Services in 2019	Ukraine ¹	Alliance ² (All Projects)	Public Health Center ³ (All Projects)
PWID	233,905	174,950	117,398
SWs	45,310	39,282	15,258
MSM	48,744	42,248	10,342
Trans*People	1,736	1,736	

1. Total unique clients among PWID, SWs, and MSM reached with the minimum package of services through the Alliance's and the Public Health Center's projects.
2. The data include PWID reached with the minimum package of services through the Alliance's projects, some of which in 2019 started to access services through the Public Health Center's projects.
3. The data include PWID reached with the minimum package of services and transferred to the Public Health Center from the Alliance's projects as well as new clients



PROJECT

INNOVATIVE COLLABORATION
BETWEEN CIVIL SOCIETY AND
THE HEALTHCARE SYSTEM TO
EFFECTIVELY IDENTIFY AND TREAT HIV
IN UKRAINE AS PART OF THE HEALTHLINK
PROJECT TO ACCELERATE UKRAINE'S
EFFORTS TO END HIV IN UKRAINE



DONOR:

U.S. Agency for
International
Development (USA)



BUDGET:

UAH 38,511,856.76
*(grant amount for one project year, i.e.,
October 1, 2018 – September 30, 2019)*



IMPLEMENTATION PERIOD:

2017–2022



**THE PROJECT IS BEING IMPLEMENTED BY ICF “ALLIANCE FOR PUBLIC HEALTH”
IN PARTNERSHIP WITH THE ALL-UKRAINIAN NETWORK OF PLWH**

PROJECT GOALS:

To scale up access of most-at-risk populations and their sexual partners to high-quality and friendly counseling and testing services, timely coverage of HIV-infected people with care and support services, antiretroviral treatment, as well as prevention of new HIV infections.

GEOGRAPHICAL COVERAGE:

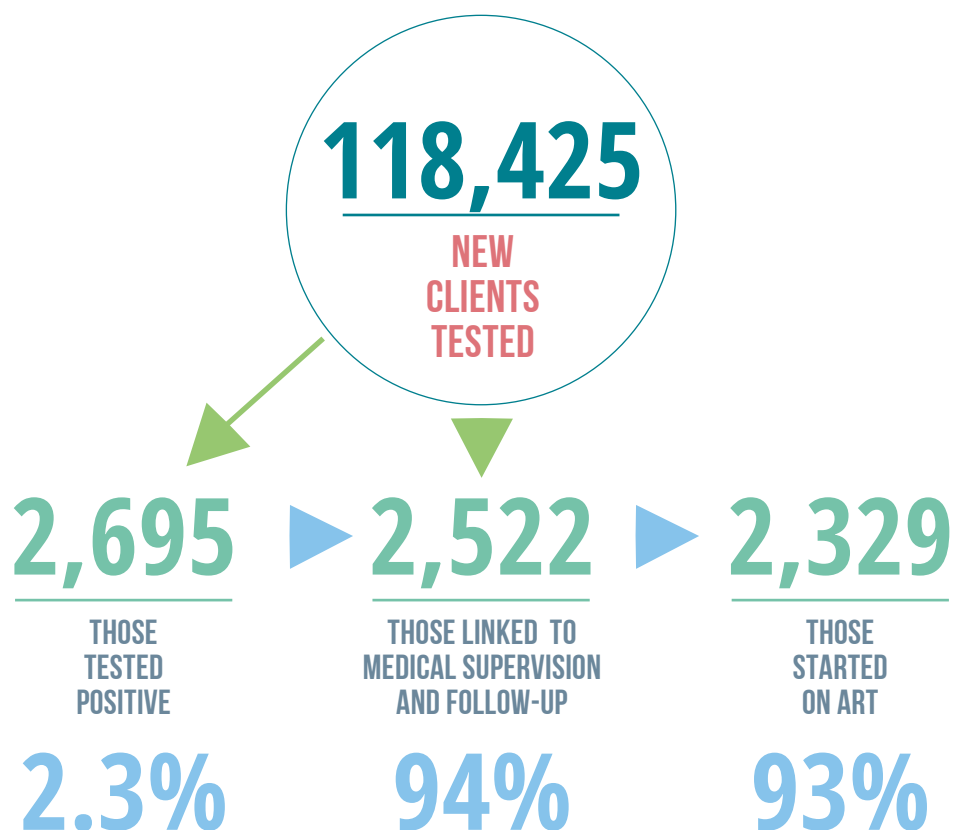
Dnipropetrovsk, Kirovohrad, Zaporizhzhia, Donetsk, Odesa, Chernihiv, Poltava, Cherkasy, Kherson, Mykolaiv, Kyiv oblasts, and the city of Kyiv.

PARTNERS:

154 health care facilities (primary health care centers, central regional and district hospitals, departmental hospitals, health centers that provide treatment services for substance abuse, TB and STD, maternity and women's health clinics).

KEY ACHIEVEMENTS IN 2019:

SERVICE CASCADE IN 2019





INNOVATIONS

MOTIVATION PROGRAM FOR HEALTH WORKERS (5 REMUNERATION PACKAGES):

INCENTING HEALTH WORKERS TO USE SCREENING TOOLS AT WORK AND INCREASE THE DETECTION RATE OF NEW HIV-POSITIVE CASES. HEALTH WORKERS NOW MORE EFFECTIVELY USE TESTS FOR PATIENTS AT HIGH RISK OF INFECTION.

141 HEALTH WORKERS RECEIVED FINANCIAL INCENTIVES.

HAVING HEALTH CARE FACILITIES RATED BY 12 COMMUNITY REPORTING TEAMS VIA THE INNOVATIVE MOBILE APPLICATION **CHECK & RATE**.

115 HEALTH CARE FACILITIES

IN 12 REGIONS EVALUATED AND 4,084 PATIENTS POLLED.

[HTTPS://HELP24.ORG.UA/](https://help24.org.ua/)

SHOWING MOTIVATIONAL VIDEOS AT WOMEN'S HEALTH CENTERS:

39 TVS SET UP IN 24 GYNECOLOGY DEPARTMENTS AND WOMEN'S HEALTH CENTERS IN SIX REGIONS. 10 VIDEOS DEVELOPED ON A VARIETY OF TOPICS.

986 NEW PATIENTS (WOMEN AND THEIR SEX PARTNERS) EXPRESSED INTEREST IN TAKING THE TEST FOR HIV AFTER WATCHING THE VIDEOS, OF WHICH 16 TESTED POSITIVE.

DISTRIBUTION OF HIV ORAL TESTS AND CONDOMS THROUGH TEST AND CONDOM VENDING MACHINES: 10 INNOVATIVE TEST AND CONDOM MACHINES DESIGNED FOR DISPENSING FREE HIV ORAL TESTS, CONDOMS AND LUBRICANTS TO CLIENTS.

277 HIV ORAL TESTS DISTRIBUTED IN FOUR PILOT REGIONS.

[WWW.SAFELOVE.ORG.UA](http://www.safeLove.org.ua)

SUPERVISION FOR MEDICAL AND SOCIAL WORKERS BY HEALTHCARE FACILITIES AND NGOS (FROM 10 TO 15 CLASSROOM HOURS). CERTIFICATION RECEIVED BY 834 MEDICS AND 144 SOCIAL WORKERS.

[HTTPS://SUPERVISION.ORG.UA](https://supervision.org.ua)



PROJECT

OPTIMIZED CASE FINDING FOR HIV (OCF) AND COMMUNITY-INITIATED TREATMENT INTERVENTION (CITI)



DONOR:

U.S. Centers for Disease Control
and Prevention, pursuant to
the U.S. President's Emergency
Plan for AIDS Relief (PEPFAR)



BUDGET:

\$2,283,230



IMPLEMENTATION PERIOD:

30 September 2019 –
29 September 2020 *

** In September 2019, the five-year-long METIDA (M&E-Related Technical Assistance and Improved Data Application in HIV) project, which implements the project for optimized case finding for HIV (OCF) and community-initiated treatment intervention (CITI), was continued. New subgrants were disbursed to 22 NGOs in 10 regions and the city of Kyiv for the period September 2019 – September 2020.*

GEOGRAPHICAL COVERAGE:

Dnipropetrovsk, Kyiv, Odesa, Poltava, Mykolaiv, Cherkasy, Zaporizhzhia, Donetsk, Kherson, and Kirovohrad oblasts and the city of Kyiv.



KEY ACHIEVEMENTS IN 2019:

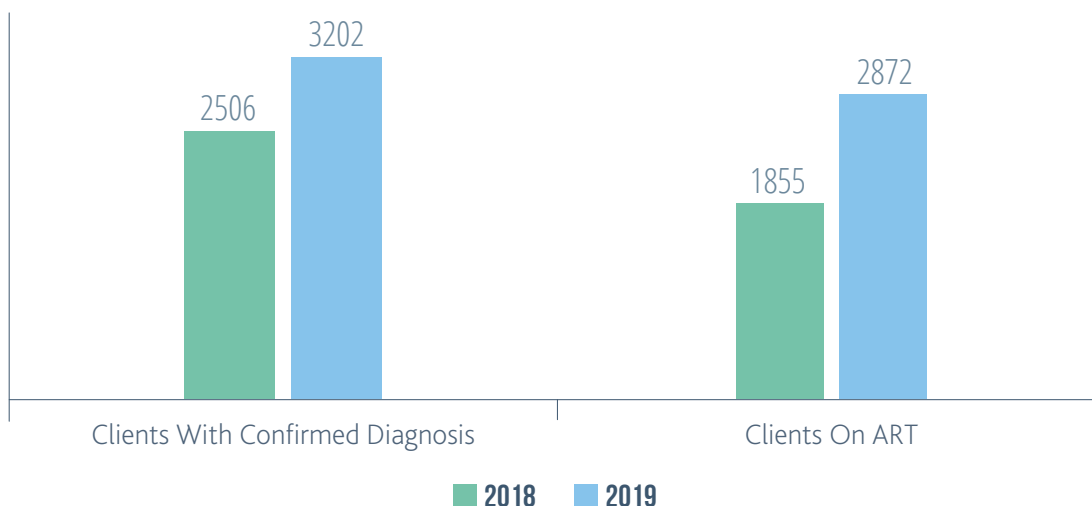
- ▶ The project implementation model was used as a foundation for the KPIF project, involving 10 mobile rapid response teams.
- ▶ Two mobile outpatient clinics brought on board to expand project clients' access to testing services.
- ▶ A new approach adopted to better motivate project teams resulting in a 55 percent increase in newly confirmed HIV infections compared to 2018, a 27 percent increase in project clients started on ART compared to 2018, as well as a 5 percent improvement in case management efficacy (*linking diagnosed and confirmed patients to care*) to reach 93%.
- ▶ The project's case managers trained in motivational interviewing skills for people with substance addiction issues.

INNOVATIONS:

- ▶ The software algorithm (OCFa) improved through an integrated machine learning algorithm that predicts the probability with which a client will refer an HIV-positive client to the project. Coupled with counseling and guidance, this strategy ensures that optimized case finding is implemented to a high-quality standard. The electronic case management application (CITla) designed to replace paper-based workflow and streamline project data accounting processes developed and implemented.

CARE AND TREATMENT CASCADE IN 2019

	THOSE REACHED WITH ASSISTED TESTING SERVICES	PERCENTAGE OF CASE FINDING	NEW CASES IDENTIFIED AND CONFIRMED	THOSE STARTED ON ART
PWID (+ partners)	45,050 ▶	8.7% ▶	2,872	▶ 3,202
MSM	1,955 ▶	3.6% ▶	63	





PROJECT

IMPROVEMENT OF HIV DETECTION AND ACCESS TO TREATMENT FOR PEOPLE WHO INJECT DRUGS IN UKRAINE ON THE INITIATIVE OF THE KEY POPULATIONS INVESTMENT FUND (KPIF)



DONOR:

U.S. Centers for Disease Control and Prevention, pursuant to the U.S. President's Emergency Plan for AIDS Relief (PEPFAR)



BUDGET:

\$2 million



IMPLEMENTATION PERIOD:

1 April 2019 –
29 September 2020

PROJECT GOALS:

To expand HIV treatment among key populations by effectively detecting HIV cases in the community and providing social support through a case management approach and motivational interviewing tools.

GEOGRAPHICAL COVERAGE:

Dnipropetrovsk, Kyiv, Odesa, Mykolaiv, Donetsk, Kherson, and Kirovohrad oblasts

KEY SERVICES:

10
REGIONAL
RAPID RESPONSE
TEAMS

ASSISTED TESTING FOR HIV AND HCV
USING RAPID TESTS

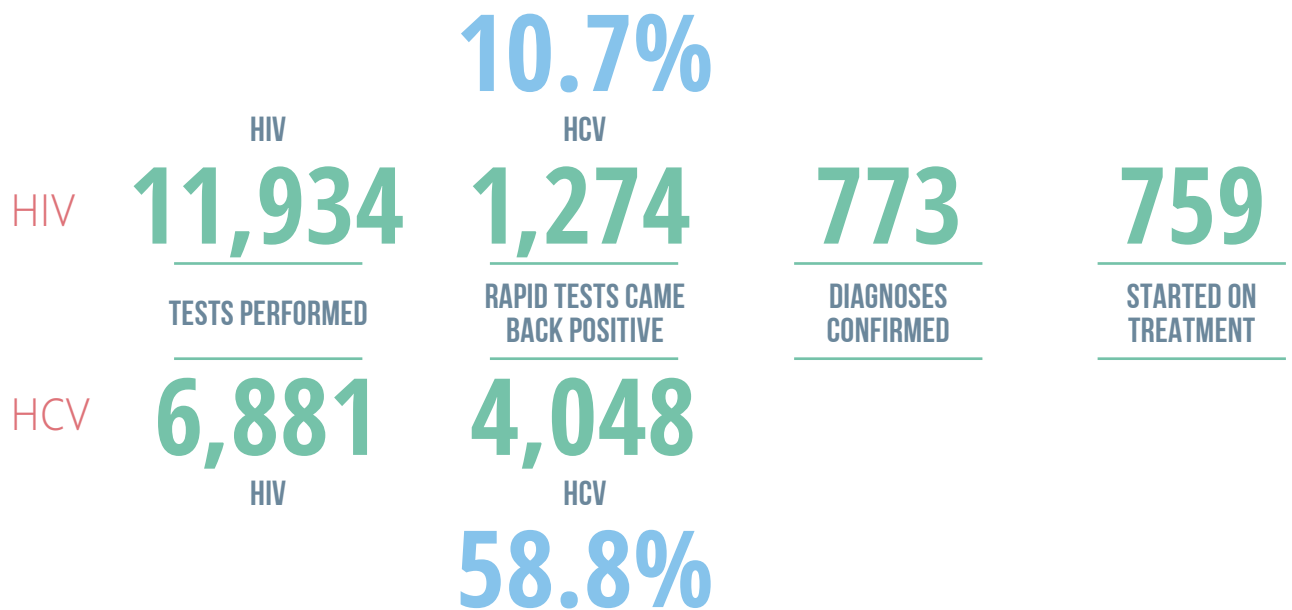
COUNSELING FOR REDUCTION OF HIV TRANSMISSION RISKS

TRAINING IN COUNSELING ON HOW TO ENROLL HIV-POSITIVE PWIDS' PARTNERS
IN PROJECT SERVICES WHEN BOTH ENGAGED IN HIGH-RISK BEHAVIORS FOR HIV
TRANSMISSION

PROVIDING SUPPORT IN EARLY HIV TREATMENT
STAGES AS PART OF THE CASE MANAGEMENT COMPONENT (CITI)

THE SERVICE DELIVERY MODEL FOR OPTIMIZED ART PRESCRIPTIONS INVOLVING
MOBILE OUTPATIENT CLINICS IMPLEMENTED IN THE ODESA REGION

KEY ACHIEVEMENTS IN 2019:



PROJECT

UNDERAGE, OVERLOOKED: IMPROVING ACCESS TO INTEGRATED HIV SERVICES FOR ADOLESCENTS MOST AT RISK IN UKRAINE



DONOR:

France Expertise
Internationale– Initiative 5%
through ICF AIDS Foundation
East-West (AFEW-Ukraine)



BUDGET:

€500,094

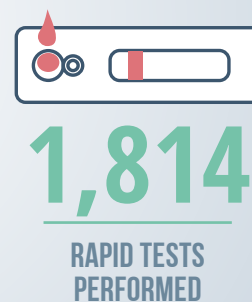
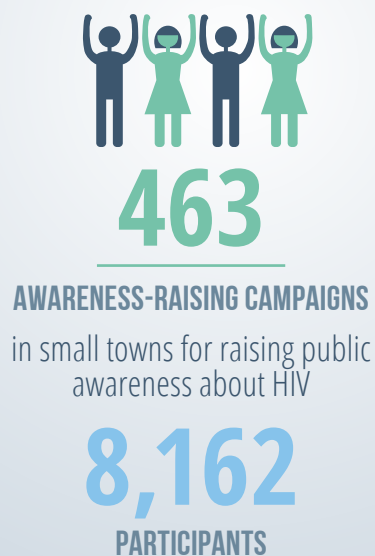


IMPLEMENTATION PERIOD:

1 October 2017 –
30 September 2020



KEY ACHIEVEMENTS IN 2019:



INNOVATION:

A School of Budget Advocacy held for partner NGOs, its participants preparing and launching plans for providing access to health care services for adolescents and young people from among key populations in 2019.

TB



PROGRAM

ACCELERATING PROGRESS IN REDUCING THE BURDEN OF TUBERCULOSIS AND HIV INFECTION BY PROVIDING UNIVERSAL ACCESS TO TIMELY AND QUALITY DIAGNOSIS AND TREATMENT OF TUBERCULOSIS, EXPANDING EVIDENCE-BASED PREVENTION, DIAGNOSIS AND TREATMENT OF HIV, CREATING VIABLE AND STABLE HEALTH SYSTEMS



DONOR:

The Global Fund to Fight AIDS, Tuberculosis and Malaria



BUDGET:

\$47,740,841



IMPLEMENTATION PERIOD:

2018–2020

PROJECT COMPONENT IMPROVING THE DETECTION OF TUBERCULOSIS AMONG PWID, SWS, MSM, AND TG WHO HAVE LOW MOTIVATION TO UNDERGO TESTING ON THEIR OWN INITIATIVE

GEOGRAPHICAL COVERAGE:

All of Ukraine except for the areas that are outside the control of the Ukrainian Government.

SERVICES INTEGRATED INTO THE SERVICE PACKAGE:

As part of the main project for HIV prevention, as follow-up work with the client who is screened as positive based on the TB screening questionnaire and the apparent signs of low motivation prior to patient-initiated medical appointments.

KEY ACHIEVEMENTS IN 2019:



PROJECT COMPONENT SUPPORTING COMMUNITIES TO ACTIVELY IDENTIFY TB CASES BY INCREASING ACCESS TO HIGH-QUALITY DIAGNOSTIC SERVICES AMONG HOMELESS PEOPLE AND EX-PRISONERS

GEOGRAPHICAL COVERAGE:

Volyn, Lviv, Ivano-Frankivsk, Rivne, Vinnytsia, Poltava, Zaporizhzhia, Dnipropetrovsk, Odesa, Kherson, and Mykolaiv oblasts

KEY ACHIEVEMENTS IN 2019:

9,592 | CLIENTS REACHED BY QUESTIONNAIRE-BASED SCREENING SERVICES | **55%** | HOMELESS PEOPLE
45% | EX-PRISONERS

1,686 | TEST-POSITIVE CLIENTS ACCESSED DIAGNOSTIC SERVICES AT HEALTHCARE FACILITIES | **172** | TB CASES DETECTED | **97%** | STARTED ON TREATMENT

PROJECT COMPONENT ENSURE ACTIVE DETECTION OF TB CASES BY INCREASING ACCESS TO HIGH-QUALITY DIAGNOSTIC SERVICES AMONG ROMANI POPULATION THROUGH ROMA INTERMEDIATRIES

GEOGRAPHICAL COVERAGE:

Zakarpattia, Odesa and Donetsk regions (areas within the control of the Ukrainian Government)

KEY ACHIEVEMENTS IN 2019:

7,810 | CLIENTS REACHED BY QUESTIONNAIRE-BASED SCREENING SERVICES | **100%** | TEST-POSITIVE CLIENTS ACCESSED DIAGNOSTIC SERVICES AT HEALTHCARE FACILITIES

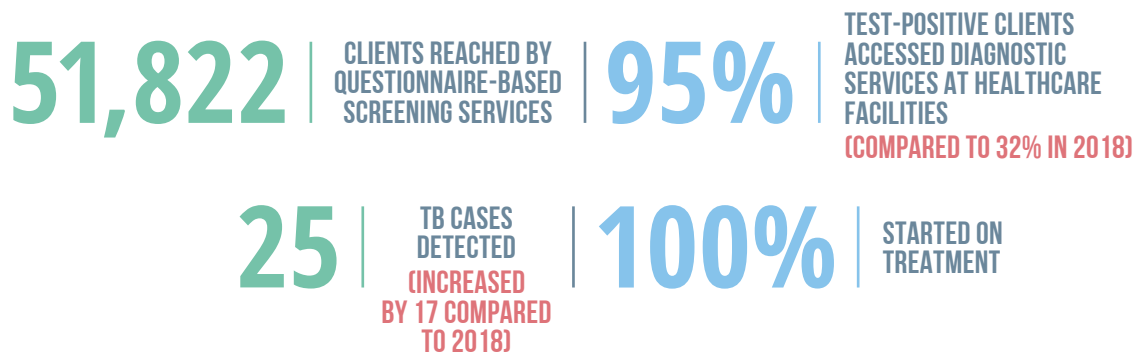
58 | TB CASES DETECTED | **100%** | STARTED ON TREATMENT

PROJECT COMPONENT SUPPORTING COMMUNITIES TO ACTIVELY IDENTIFY TB CASES BY INCREASING ACCESS TO HIGH-QUALITY DIAGNOSTIC SERVICES AMONG INTERNALLY DISPLACED PERSONS

GEOGRAPHICAL COVERAGE:

Kharkiv, Luhansk and Donetsk regions (areas within the control of the Ukrainian Government)

KEY ACHIEVEMENTS IN 2019:



PROJECT COMPONENT PROVIDING MEDICAL AND SOCIAL SUPPORT FOR TB/MDR-TB PATIENTS. ENHANCING PATIENT ADHERENCE TO TB TREATMENT

GEOGRAPHICAL COVERAGE:

All of Ukraine except for the areas that are outside the control of the Ukrainian Government

KEY ACHIEVEMENTS IN 2019:

- ▶ **4,728** patients with drug-susceptible TB and **2,540** patients with drug-resistant TB reached by the project's medical and social support services.
- ▶ Patients with drug-susceptible TB successfully treated – **91.1%**.
- ▶ Patients with drug-resistant TB successfully treated – **82.3%**.

PROJECT

OPTIMIZED TB CASE FINDING AMONG HIGH-RISK GROUPS AND MEDICAL-SOCIAL SUPPORT FOR CONTACTS

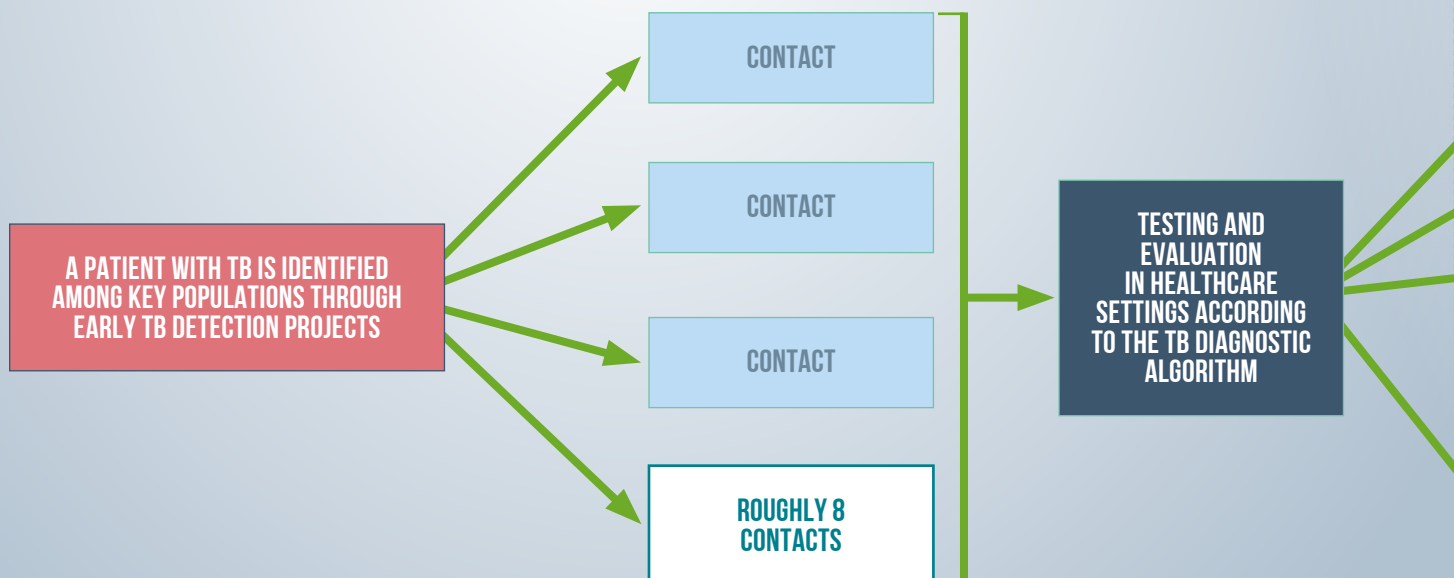
PROJECT GOALS:

To improve TB detection among people who have contact with TB patients from vulnerable populations

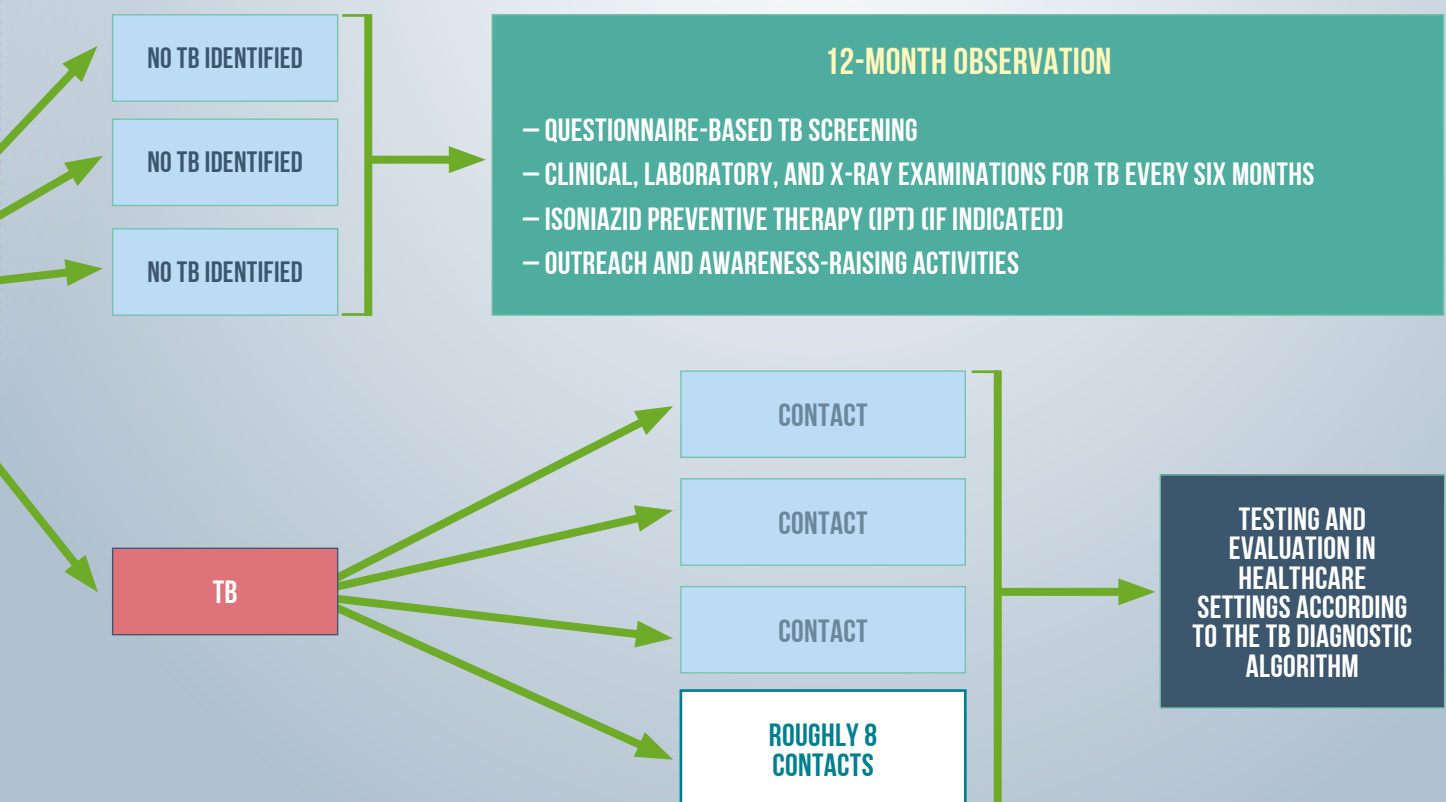
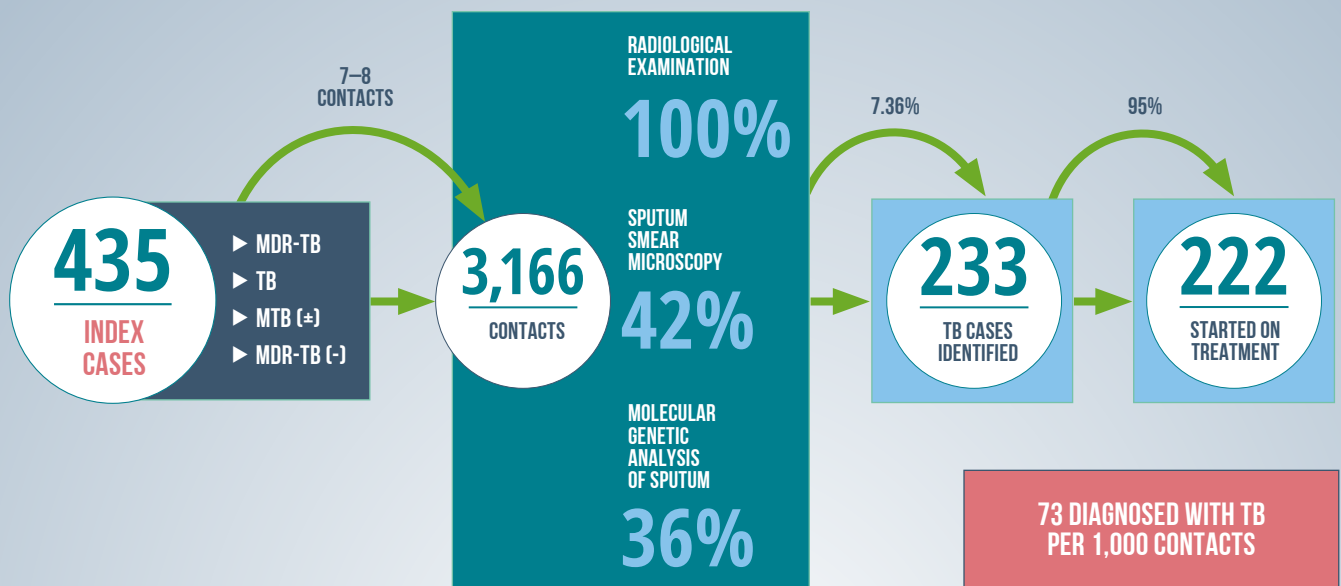
GEOGRAPHICAL COVERAGE:

6 NGOs in 4 regions of Ukraine (Odesa, Rivne, Dnipropetrovsk, Kharkiv oblasts)

IMPLEMENTATION ALGORITHM

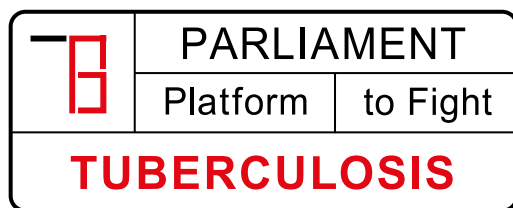


CASCADE OF SERVICES IN 2019



PARLIAMENTARY PLATFORM TO FIGHT TUBERCULOSIS

The Alliance continues its efforts as the coordinating center for the civil society organizations of Ukraine on collaborating with the international movement of interfactional deputies (MPs), the Global TB Caucus.



KEY ACHIEVEMENTS IN 2019:

- ▶ Established in October 2017, the Parliamentary Platform to Fight TB continued its efforts, to be joined by **50** Ukrainian MPs following the new convocation of the Parliament.
- ▶ The Parliamentary Platform's input was recognized by WHO as an example of successful partnership aimed at eradicating TB in the Compendium of Good Practices in the Implementation of the Tuberculosis Action Plan for the WHO European Region 2016-2020.
- ▶ A nationwide awareness-raising campaign was organized to honor World TB Day **#НасравЧас [It's Time to End TB]**, which was recognized as the winner among the communication cases of Ukraine during the Social and Behavior Change Communication Forum **Shkala**.
- ▶ A national roundtable and dozens of task meetings held in the Parliament, as well as a number of meetings of the relevant subcommittee to discuss TB-related problems of current significance.



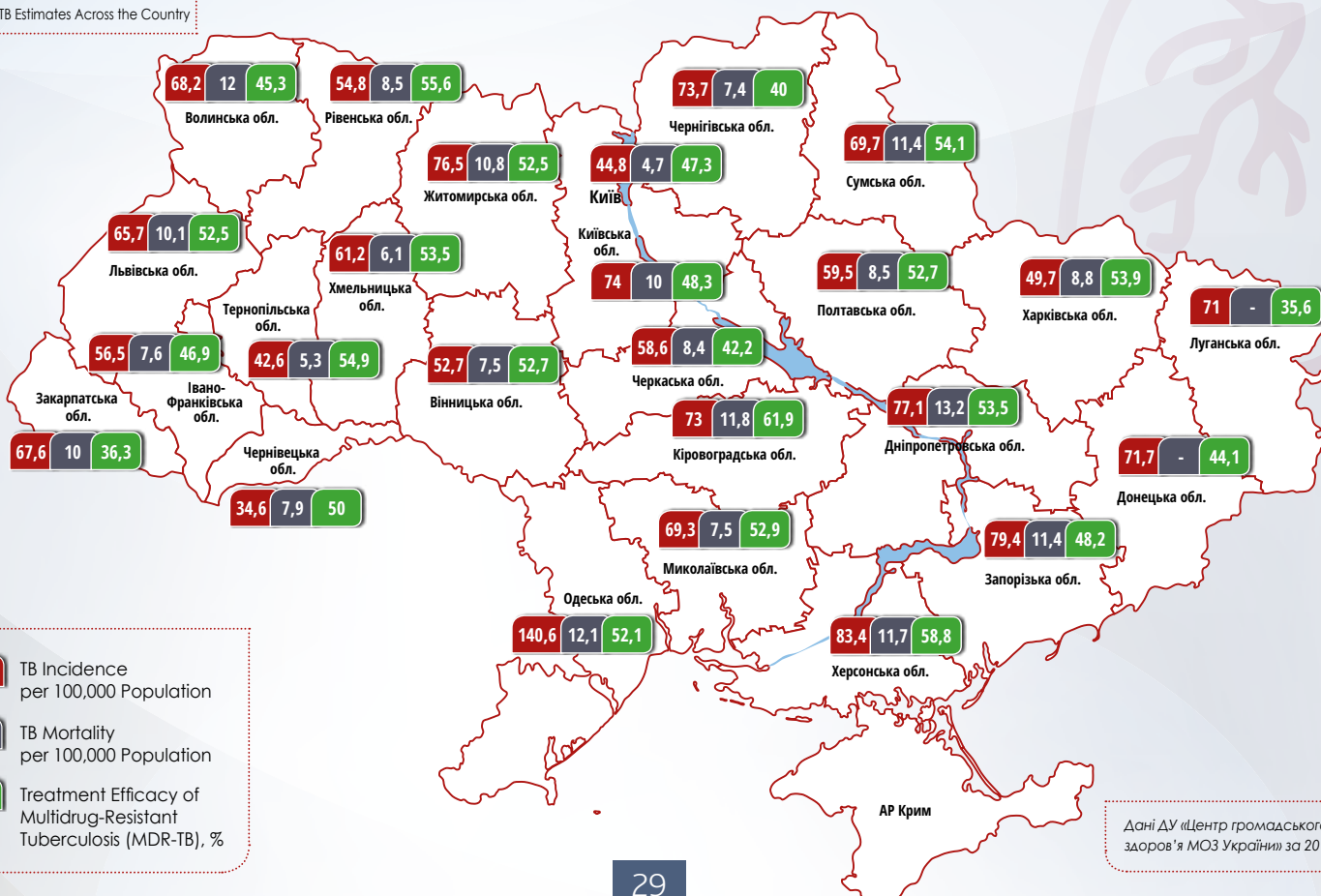
UKRAINE

62,3 9,4 49,4

Average TB Estimates Across the Country

TB IN UKRAINE

PARLIAMENT
Platform to Fight
TUBERCULOSIS



Дані ДУ «Центр громадського здоров'я МОЗ України» за 2018 рік



PROGRAM

ACCELERATING PROGRESS IN REDUCING THE BURDEN OF TUBERCULOSIS AND HIV INFECTION BY PROVIDING UNIVERSAL ACCESS TO TIMELY AND QUALITY DIAGNOSIS AND TREATMENT OF TUBERCULOSIS, EXPANDING EVIDENCE-BASED PREVENTION, DIAGNOSIS AND TREATMENT OF HIV, CREATING VIABLE AND STABLE HEALTH SYSTEM



DONOR:

The Global Fund to Fight AIDS,
Tuberculosis and Malaria



BUDGET:

\$47,740,841
(Total GF Grant Funding)



IMPLEMENTATION PERIOD:

2019–2020

PROJECT GOALS:

To improve access to HCV diagnosis and treatment at the community level for HIV/ HCV co-infected patients from key populations.

KEY ACHIEVEMENTS IN 2019:

- ▶ **3,740** 12-week courses of HCV treatment based on direct-acting antiviral drugs purchased at the lowest price in Ukraine at **\$74.90 per treatment course**.
- ▶ Simplified HCV testing procedures implemented through using a **GeneXpert** laboratory diagnostic system and pan-genotypic regimens for treating HIV/HCV co-infected patients from key populations.
- ▶ Linked to treatment in **27** healthcare facilities from all over Ukraine, training delivered for doctors and case managers working in target communities.
- ▶ **811** patients started on treatment (**97%** – PWID and their partners).
- ▶ Integrated services continue to be provided – **100%** of patients concurrently receive ART (of which **17%** are on OST).
- ▶ Each patient is assigned to an individual case manager.

OPIOID SUBSTITUTION THERAPY



PROGRAM

ACCELERATING PROGRESS IN REDUCING THE BURDEN OF TUBERCULOSIS AND HIV INFECTION BY PROVIDING UNIVERSAL ACCESS TO TIMELY AND QUALITY DIAGNOSIS AND TREATMENT OF TUBERCULOSIS, EXPANDING EVIDENCE-BASED PREVENTION, DIAGNOSIS AND TREATMENT OF HIV, CREATING VIABLE AND STABLE HEALTH SYSTEMS



DONOR:

The Global Fund to Fight AIDS, Tuberculosis and Malaria



BUDGET:

\$47,740,841
(Total GF Grant Funding)



IMPLEMENTATION PERIOD:

2018–2020

FOCUS AREA:

Provision of Medical and Social Support Services.

PROJECT GOALS:

To ensure improved PWID access to OST, medical and psychosocial support (MPSS) for OST patients with case management and integrated services (testing and treatment for HIV, TB, viral hepatitis, etc.), to facilitate patient retention and social reintegration.

PARTNER:

State Institution «Public Health Center of the Ministry of Health of Ukraine”.

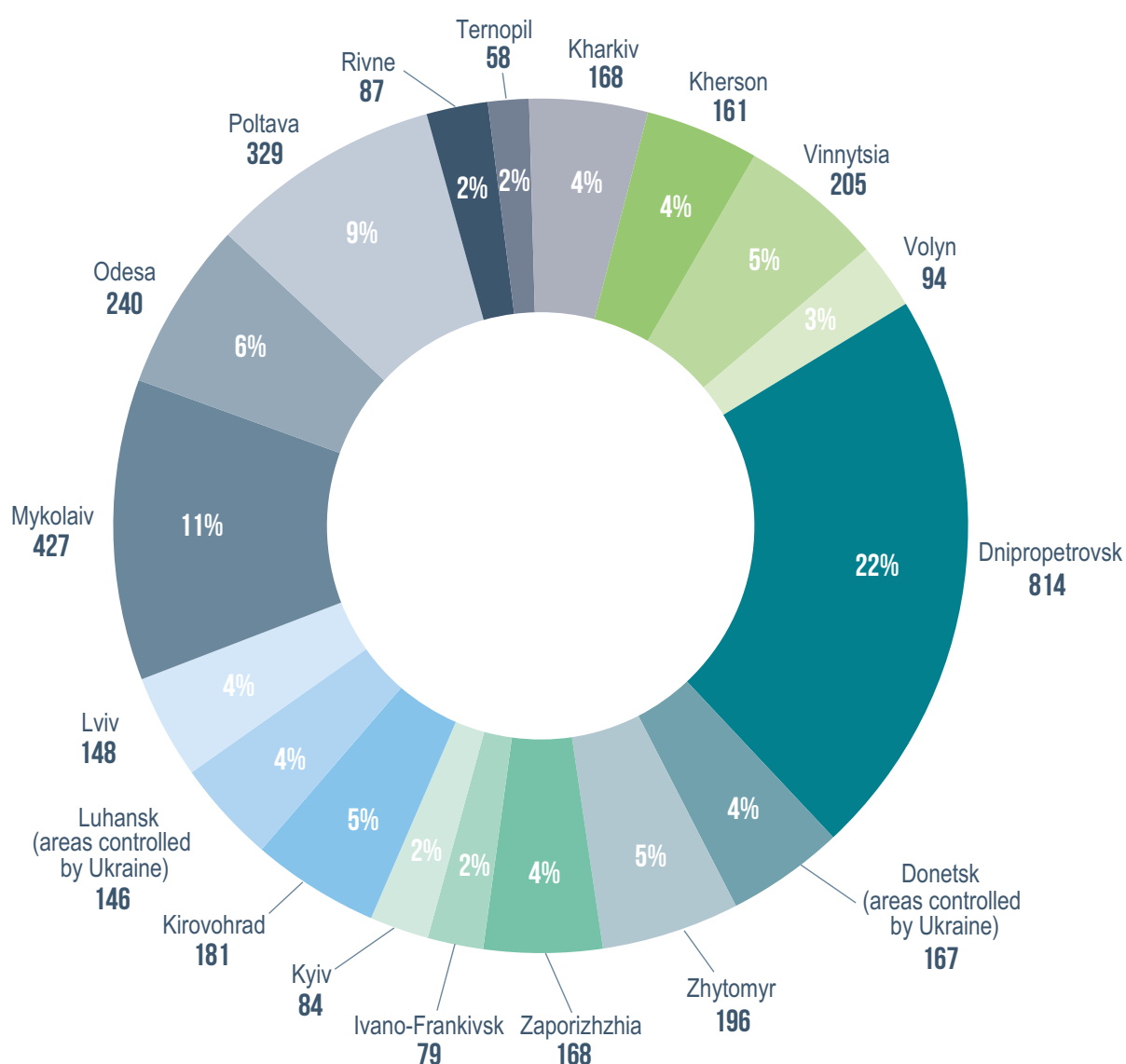


In October 2017, the process of transition from donor to government funding for OST medications was initiated. As of December 31, 2019, **86.6%** patients were accessing government-funded OST.

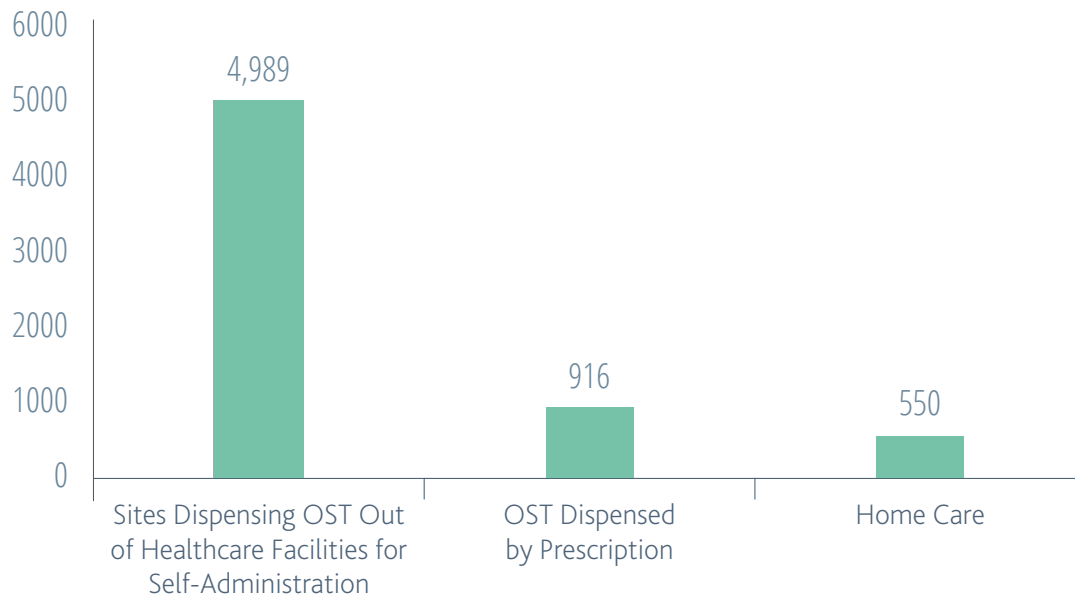
THE OST PROGRAM IN UKRAINE IS THE LARGEST PROGRAM OF THIS KIND AMONG EASTERN EUROPEAN COUNTRIES

KEY ACHIEVEMENTS IN 2019:

- ▶ **12,411 patients reached with OST** (as of December 31, 2019).
- ▶ **40.3% (5,000) HIV-positive patients identified, of which 92.46% (4,623) are accessing ART.**
- ▶ Total OST patients over the year increased by **1,026**.
- ▶ **215** service delivery sites – operating out of addiction treatment and mental health centers, AIDS centers, TB treatment centers, infectious disease clinics, municipal and district hospitals, as well as primary health care facilities.
- ▶ **292** clients (cities of Kyiv and Dnipro) receiving liquid methadone hydrochloride via electronic dispensers (in collaboration with the Public Health Center of the Ministry of Health of Ukraine).
- ▶ **4,375** accessing medical case management services via **23 NGOs**.



EXPANDED PATIENT ACCESS TO OST – OST DRUGS DISPENSED FOR UNSUPERVISED SELF-ADMINISTRATION



FOCUS AREA: RESULTS-BASED FUNDING FOR OPIOID SUBSTITUTION THERAPY IN UKRAINE

PROJECT GOALS:

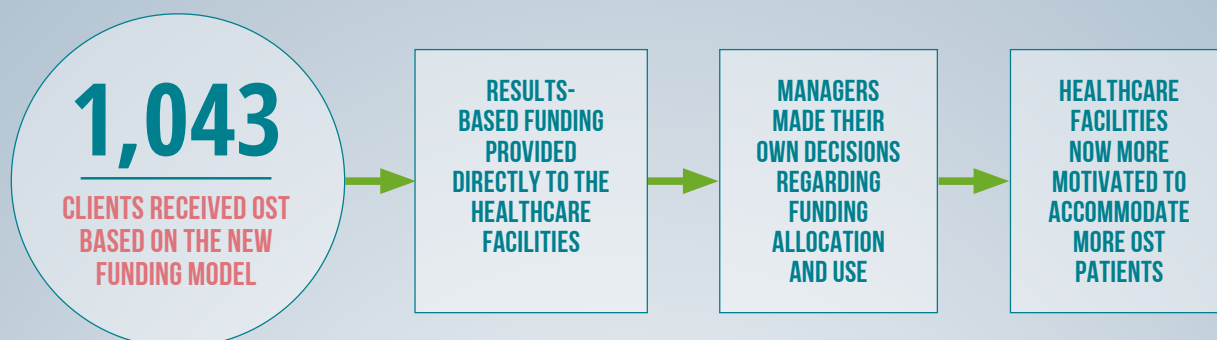
To transition to a new funding model for OST-dispensing healthcare facilities based on OST sustainability outcomes when drawing upon other funding sources, to create an environment that facilitates OST expansion and quality service delivery.

GEOGRAPHICAL COVERAGE:

Cities of Kyiv,
Ivano-Frankivsk,
Izmail



KEY ACHIEVEMENTS IN 2019:



1,043

CLIENTS



330

HIV-POSITIVE

324

LINKED TO ART

31.64%

98%

SINCE AUGUST 2019, THE NEW MODEL FOR INVOLVING UNIQUE PATIENTS IN OST (PREVIOUSLY NOT ON OST) HAS BEEN IN PLACE AT THE ODESA CITY MENTAL HEALTH CENTER. THE OBJECTIVE OF THIS STRATEGY IS TO EXPAND THE OST PROGRAM TOWARDS THE NATIONAL TARGETS

FOCUS AREA TECHNICAL ASSISTANCE FOR SETTING UP OST SITES

- ▶ **13 subgrants disbursed to NGOs / healthcare facilities in 12 regions of Ukraine** to establish new OST delivery sites and improve the conditions of service delivery at the sites that are already up and running.
- ▶ **47 OST dispensing sites** renovated, of which **12 are brand new**, including primary health care centers.
- ▶ **53,450 rapid identification tests** for PAS purchased, for onward delivery to most of the OST-dispensing sites across the whole of Ukraine.



FOCUS AREA COLLABORATION WITH THE STATE CRIMINAL ENFORCEMENT SERVICE OF UKRAINE

PARTNERS:

Ministry of Justice of Ukraine, State Institution Health Care Center, PATH (International Organization) as part of the Serving Life project being funded by the United States Agency for International Development (USAID), International Committee of the Red Cross in Ukraine, NGO 100 Percent Life Kyiv Region.



PROJECT

IMPROVED QUALITY AND SUSTAINABILITY OF MEDICATION ASSISTED TREATMENT (MAT) IN UKRAINE



DONOR:

U.S. Centers for Disease
Control and Prevention,
pursuant to the U.S. President's
Emergency Plan for AIDS Relief
(PEPFAR)



BUDGET:

\$2,050,000



IMPLEMENTATION PERIOD:

February 2016 –
September 2021

PARTNERS:

Public Health Center of the Ministry of Health of Ukraine, Ukrainian Association of Family
Medicine, Ukrainian Institute for Public Health Policy, Charitable Fund Hope and Trust.

INFORMATION RESOURCES



MOBILE APP

THE OPIOID SUBSTITUTION THERAPY

IMPROVES ACCESSIBILITY AND
EASE OF USE OF OST-FOCUSED
AND RELATED MATERIALS
(HIV/AIDS, TB, AND VIRAL
HEPATITIS) BY PROVIDING
QUICK AND CONVENIENT
ACCESS TO INFORMATION
ONLINE FROM ANDROID AND
IOS SMARTPHONES.

MATERIALS DEVELOPED WITH THE SUPPORT OF THE PROJECT

<http://zpt.org.ua/uk/materials?categoryId=124>

KEY ACHIEVEMENTS IN 2019:

**TARGETED TECHNICAL ASSISTANCE FOR OST SITES –
16 OST DISPENSING SITES ACROSS 5 OBLASTS OF UKRAINE AND THE CITY OF KYIV**

FACILITATING THE IMPLEMENTATION OF SUSTAINABLE MAT MODELS	<ul style="list-style-type: none"> ▶ 50% patients being served by project sites accessing alternative forms of treatment ▶ 8,200 rapid test kits purchased for detecting PAS ▶ Improved treatment start times: OST – 2 days, ART – 3-7 days ▶ Innovative approach implemented (<i>Performance-Based Incentives</i>) In Kryvyi Rih: 321 new OST patients (+ 70%), 46 new ART patients (+ 50%) ▶ The scope of activity expanded to two new service delivery sites (<i>cities of Kyiv and Odesa</i>) ▶ Automated telephone service for psychological and therapeutic support for OST patients 0-800-605-937
IMPROVING THE QUALITY OF CARE AND MAT EFFECTIVENESS	<ul style="list-style-type: none"> ▶ 4 online courses focusing on opioid addiction treatment, integrated care, and psychosocial support for patients supported and upgraded https://courses.phc.org.ua ▶ System for monitoring key OST quality indicators implemented
IMPLEMENTATION OF INTEGRATED CARE MODELS (ART, TB, MAT, PSYCHOSOCIAL SUPPORT)	<ul style="list-style-type: none"> ▶ Piloting an OST-site-based index testing program (<i>Mariupol</i>) ▶ 96.4% HIV-positive patients at OST dispensing sites accessed ART
PROVIDING SUPPORT FOR THE FAST TRACK CITIES INITIATIVE (CITY OF KYIV) AND DEVELOPMENT OF MAT IN PEPFAR PRIORITY REGIONS	<ul style="list-style-type: none"> ▶ Dispensing OST through 16 primary health care facilities in the city of Kyiv (83 patients) ▶ 152 new patients accessed case management services ▶ 1,208 consultations provided focusing on patients' rights, access to treatment when calling the National OST Hotline 0-800-507-727 ▶ 163 strategic problem cases relevant to OST client support resolved ▶ 4 videos with the personal stories of OST patients http://hopeandtrust.org.ua/media/

PROJECT

EXPANDING MEDICATION ASSISTED THERAPY (EXMAT) IN UKRAINE



DONOR:

National Institute
on Drug Abuse (USA)



BUDGET:

\$1,125,000



IMPLEMENTATION PERIOD:

2017–2022

PROJECT GOALS:

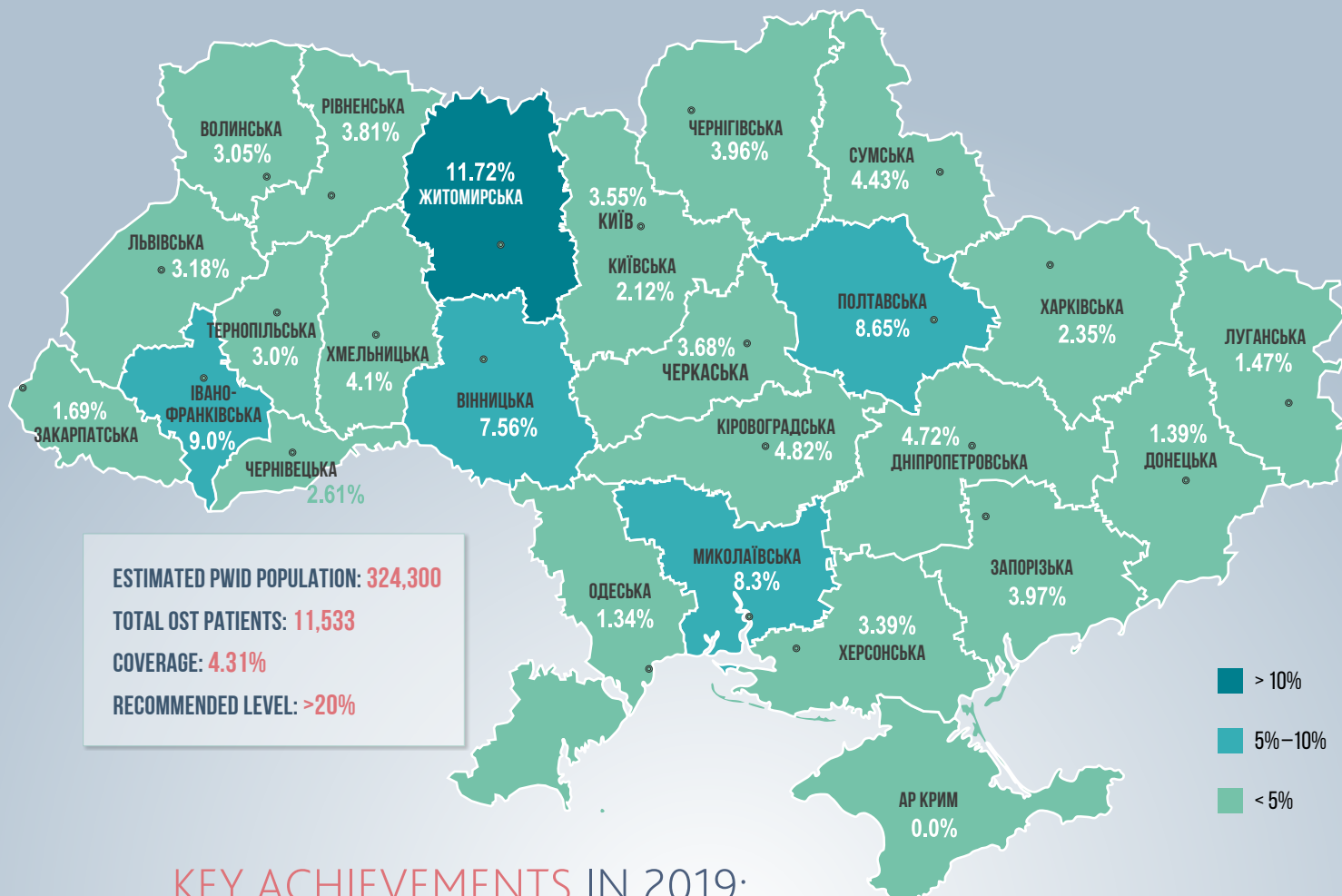
- ▶ To assess barriers and facilitators to entry to and retention in MAT programs.
- ▶ To implement and evaluate an evidence-based intervention aimed at process improvement at selected OST sites in order to increase access to and retention in OST programs.
- ▶ Assessing the behavior and mental health of OST patients using the BASIS-24 tool.

PARTNER:

Yale University
School of
Medicine (USA)



REACH OF OST SERVICES FOR PWID ACROSS REGIONS IN UKRAINE (As of March 1, 2019)



KEY ACHIEVEMENTS IN 2019:

SUMMARY RESULTS OF THE INITIATIVE TO EXPAND THE NATIONAL OST PROGRAM BY 20%. 8 REGIONS (CHERKASY, CHERNIHIV, DNIPROPETROVSK, DONETSK, KHERSON, SUMY, ZAKARPATTIA, AND ZAPORIZHZHIA OBLASTS) EXPANDED THE PROGRAM BY MORE THAN 20%; 4 REGIONS (IVANO-FRANKIVSK, KIROVOHRAD, LVIV AND ODESA OBLASTS) – BY MORE THAN 15–20%; AND MYKOLAIV, VOLYN OBLASTS AND THE CITY OF KYIV – BY MORE THAN 10%

A STUDY VISIT TO THE YALE UNIVERSITY SCHOOL OF MEDICINE IN NEW HAVEN, CONNECTICUT (USA) FOR KEY EXTERNAL EXPERTS SPECIALIZING IN SUBSTANCE ABUSE TREATMENT FROM 12 REGIONS OF UKRAINE (JUNE 2019)

SIX NATIONAL MEETINGS FOR KEY EXTERNAL EXPERTS SPECIALIZING IN SUBSTANCE ABUSE TREATMENT FROM ALL REGIONS OF UKRAINE

THE INITIATIVE TO EXPAND THE OST PROGRAM BY 2,519 PATIENTS

PROJECT

IMPROVING TREATMENT SERVICES FOR OST PATIENTS' MENTAL DISORDERS (MEDIUM)



DONOR:

National Institute on Drug Abuse
of the National Institutes
of Health of the U.S. Department
of Health and Human Services



BUDGET:

\$2,252,890



IMPLEMENTATION PERIOD:

2018–2023

GEOGRAPHICAL COVERAGE:

Vinnitsia, Poltava, Dnipropetrovsk, Donetsk, Lviv, Ternopil, Ivano-Frankivsk, Mykolaiv, Kirovohrad oblasts, and the city of Kyiv

PROJECT GOALS:

To evaluate the effectiveness of the implementation of the mSBIRT intervention (treatment for mental disorders) in OST programs, with and without the help of ECHO and P4P tele-education (results-based payment).

PARTNER:

Ukrainian Institute
for Public Health Policy
(Principal Recipient)

PROJECT OBJECTIVES:

- ▶ Introducing treatment for OST patients concurrently with antidepressant medication.
- ▶ Training OST site staff in screening and treatment (**mSBIRT**).
- ▶ Data collection and analysis, the end result being developing a system for delivering high-quality integrated services for OST patients.

KEY ACHIEVEMENTS IN 2019:

- ▶ In 12 regions of Ukraine, specialized healthcare facilities involved in implementing opioid substitution therapy programs were selected to participate in **the MEDIUM project**. The total number of patients being served in these centers is **2,117**.
- ▶ IA training program launched for OST site specialists to learn how to screen and treat depressive disorders.
- ▶ Antidepressants purchased and delivered to service delivery sites for the treatment of patients diagnosed with depression. Starting from September 2019, **415 OST patients (19.6%)** have enrolled in the treatment program for patients with depressive disorders.





ADVOCACY ACTIVITIES

PROGRAM

ACCELERATING PROGRESS IN REDUCING THE BURDEN OF TUBERCULOSIS AND HIV INFECTION BY PROVIDING UNIVERSAL ACCESS TO TIMELY AND QUALITY DIAGNOSIS AND TREATMENT OF TUBERCULOSIS, EXPANDING EVIDENCE-BASED PREVENTION, DIAGNOSIS AND TREATMENT OF HIV, CREATING VIABLE AND STABLE HEALTH SYSTEMS



DONOR:

The Global Fund to Fight AIDS,
Tuberculosis and Malaria



BUDGET:

\$47,740,841
(Total GF Grant Funding)



IMPLEMENTATION PERIOD:

2018–2020

KEY ACHIEVEMENTS IN 2019:

- **Violations of key populations' rights, specifically those pertaining to OST patients, are recorded and relevant data collected on a regular basis.** Throughout the year, the National Drug Addiction and OST Hotline received and processed 2,481 phone calls or requests. Following up on these, 324 cases were opened, 289 (89%) of which saw a positive resolution. To address the issues, open letters were sent to the General Prosecutor's Office of Ukraine, the Office of the Ombudsman, top-ranking officers of the Ministry of Health, the Ministry of the Interior, the National Police, Heads of Regional Divisions of the State Penitentiary Service of Ukraine, or other parties involved in the conflicts. Key complaints here included OST medication quality issues and control over the use of the drugs dispensed for self-administration, access to OST drugs in pre-trial detention centers, preventing police interference with the operation of OST dispensing sites, detentions and seizure of OST drugs by law enforcement officers, reentry into the OST program, as well as assistance in obtaining OST drugs in a healthcare setting.

DURING THE REPORTING PERIOD, THE ALLIANCE CONTINUED ITS ADVOCACY EFFORTS AND OTHER ACTIVITIES SEEKING THE RELEASE OF ITS CONSULTANT ANDRII YAROVYI FROM ILLEGAL DETENTION. IN APRIL 2019, AT THE OPENING CEREMONY OF THE 26TH INTERNATIONAL HARM REDUCTION CONFERENCE IN PORTO (PORTUGAL), ANDRII YAROVYI WAS AWARDED THE CAROL AND TRAVIS JENKINS AWARD AS A VICTIM OF A GROSS VIOLATION OF INTERNATIONALLY RECOGNIZED HUMAN RIGHTS, FOR HIS WRONGFUL DETENTION AND FALSE IMPRISONMENT FOR POSSESSION OF LEGALLY OBTAINED OST DRUGS.

ON DECEMBER 29, 2019, TOGETHER WITH 75 OTHER UKRAINIAN DETAINEES, ANDRII YAROVYI FINALLY RETURNED HOME THROUGH AN EXCHANGE OF CAPTIVES. THROUGHOUT THE ENTIRE PERIOD OF HIS CONFINEMENT, THE ALLIANCE SUPPORTED ANDRII BY SENDING HIM REGULAR CARE PACKAGES OF FOOD AND ESSENTIAL ITEMS AND ARRANGING ACCESS TO LEGAL ADVICE. IN THE AREAS THAT ARE OUTSIDE THE CONTROL OF THE CENTRAL GOVERNMENT, THE ALLIANCE AND ITS CONSULTANT ACTIVELY COMMUNICATED WITH LOCAL OFFICIALS OF DIFFERENT AGENCIES AND LEVELS TO ENSURE THAT ANDRII IS INCLUDED ON THE PRISONER EXCHANGE LIST. AT THIS POINT IN TIME, HE AND OTHER FORMER DETAINEES ARE BEING HELD FOR CLOSE MEDICAL OBSERVATION AND REHABILITATION.



- ▶ As part of the pre-trial claim work with the Ministry of Justice, the Office of the Ombudsman and the Ministry of Health of Ukraine, **preparatory work was continued to protest in court the Instructions on the procedure for identifying and registering individuals who illegally use drugs or psychotropic substances**, as their provisions conflict with the principles of personal data protection in respect of drug users and serve as the basis for territorial divisions of the National Police of Ukraine to unlawfully collect the personal information of patients who are on the books of healthcare facilities as controlled substance recipients for health reasons.
- ▶ Development of **recommendations for ensuring the continued care of patients** together with the judicial review of court cases involving persons who carry medicines containing a narcotic or psychotropic substance when crossing the border of Ukraine. In April 2019, the recommendations were sent to the Supreme Court of Ukraine, the Office of the Ombudsman, and the Cabinet of Ministers of Ukraine.

- ▶ **Mass events** aimed at raising broad public awareness around the problems of HIV/AIDS, harm reduction, and human rights protection:
 - ▷ 26 July 2019: **The all-Ukrainian awareness-raising campaign held to mark World Hepatitis Day**. 18 out of 196 tests (**9%**) came back positive, including 11 people (**6%**) who were newly diagnosed;
 - ▷ 30 August 2019: The Alliance, together with the All-Ukrainian Association of People with Drug Addiction (VOLNA) and other partners, held **the Silence Kills! awareness-raising action show** to mark International Day for Overdose Awareness;
 - ▷ 29 November 2019: **The Test Under the Clouds** awareness-raising campaign held to honor World AIDS Day. 300 free tests for HIV were performed via the innovative testing technique based on a saliva sample (*without the conventional finger-prick blood draw*).
- ▶ **Data presented on actual volumes of OST drugs both in legal circulation and in black markets across the country**. Based on the data recorded in relevant court decisions, the amount of illicit trafficking in OST drugs does not exceed 0.002% of the entire volume dispensed.
- ▶ **Training Activities For National Police Personnel**: 155 seminars and trainings for Ukrainian National Police personnel, specifically patrol police officers, mostly with a focus on increasing their acceptance of vulnerable populations, opioid substitution therapy and basic principles of harm reduction (**4,424 participants** from **19 regions** of Ukraine).



PROJECT COMPONENT IMPLEMENTING THE REAct SYSTEM FOR MONITORING AND RESPONSE TO HUMAN RIGHTS VIOLATIONS IN UKRAINE

REACT



DONOR:

The Global Fund to Fight AIDS,
Tuberculosis and Malaria

PROJECT GOALS:

To remove non-medical barriers that impede access to HIV/TB prevention and treatment.

TECHNICAL ASSISTANCE:

Frontline AIDS

GEOGRAPHICAL COVERAGE:

Pilot regions include Kyiv, Dnipro, Kryvyi Rih and Odesa (with regional expansion in 2020)

PROJECT OBJECTIVES:

- ▶ Document cases of violations of key populations' rights in Ukraine.
- ▶ Identify barriers that limit access to HIV/TB prevention and care.
- ▶ Map legal aid providers for key communities.
- ▶ Develop a system of referrals for linking clients to psychosocial, medical, and legal assistance.
- ▶ Create an evidence base for advocacy, develop programmatic and regulatory recommendations to react against violations of human rights, violence, stigma, discrimination, etc.



PROJECT

PARTNERSHIP TO INSPIRE, TRANSFORM AND CONNECT THE HIV RESPONSE (PITCH)



DONOR:

Ministry of Foreign Affairs of the Kingdom of the Netherlands as part of the Dialogue and Dissent Program as a strategic partnership between AIDSFONDS (*the Netherlands*), Frontline AIDS (*Great Britain*) and the Ministry of Foreign Affairs of the Kingdom of the Netherlands



BUDGET:

\$415,935
(in 2019)



IMPLEMENTATION PERIOD:

1 January 2016 –
31 December 2020

(Launched in Ukraine
on 1 January 2017)

KEY ACHIEVEMENTS IN 2019:

- ▶ An advocacy strategy developed for partnering with external human rights organizations and social activists.
- ▶ Women who use drugs (**WWUD**) are integrated as a vulnerable population into the strategy for involving women in the decision-making process in associations of territorial communities (**ATC**) (collaboration with the Council of Europe's project through NGO Women's Rights League **Harmony of Equals**).
- ▶ Female activists from among WWUD working as community counselors in five regions.
- ▶ Successful advocacy for community-led turn-key OST expansion (*establishing new OST dispensing sites at Lokhvytsia and Khorol Central District Hospitals*) – from bringing the issue into sharper public focus, establishing the agenda and obtaining a positive decision from the Coordinating Council and the Department of Health, raising funds for repairs and renovations to the final fit-out of service delivery sites.
- ▶ PWID community mobilization in small towns.
- ▶ Changing prevailing attitudes among law enforcement officers toward community representatives and engaging in dialogue (*Poltava region*).
- ▶ Collaborating with the media through joint events and releasing more publications on vulnerable populations (*PWID, WWUD, LGBTQI*) in the spirit of acceptance and tolerance with a view to forming and deploying drug policy with a «human face.»
- ▶ Advocacy work and approval of the Action Plan for 2020 by the Odesa Regional Cross-Sectoral Working Group that incorporates the procurement of social services for key populations into the regional action program.
- ▶ Inclusion of several community-elected MSM activists in regional / local coordination councils on HIV/AIDS and TB.
- ▶ Active engagement of religious actors to address concerns relevant to HIV and KPs – trainings with a focus on HIV, drug addiction, OST and shaping tolerant attitudes to KPs, joint trainings for police personnel with the involvement of religious leaders, leaders of different denominations in the campaign **16 Days Against Gender-Based Violence**.

PROJECT COMPONENT EVALUATION OF ECONOMIC EFFICIENCY OF KEY PREVENTIVE INTERVENTIONS AMONG PWID AND MSM IN UKRAINE



DONOR:

The Global Fund to Fight AIDS,
Tuberculosis and Malaria

EXPERTISE:

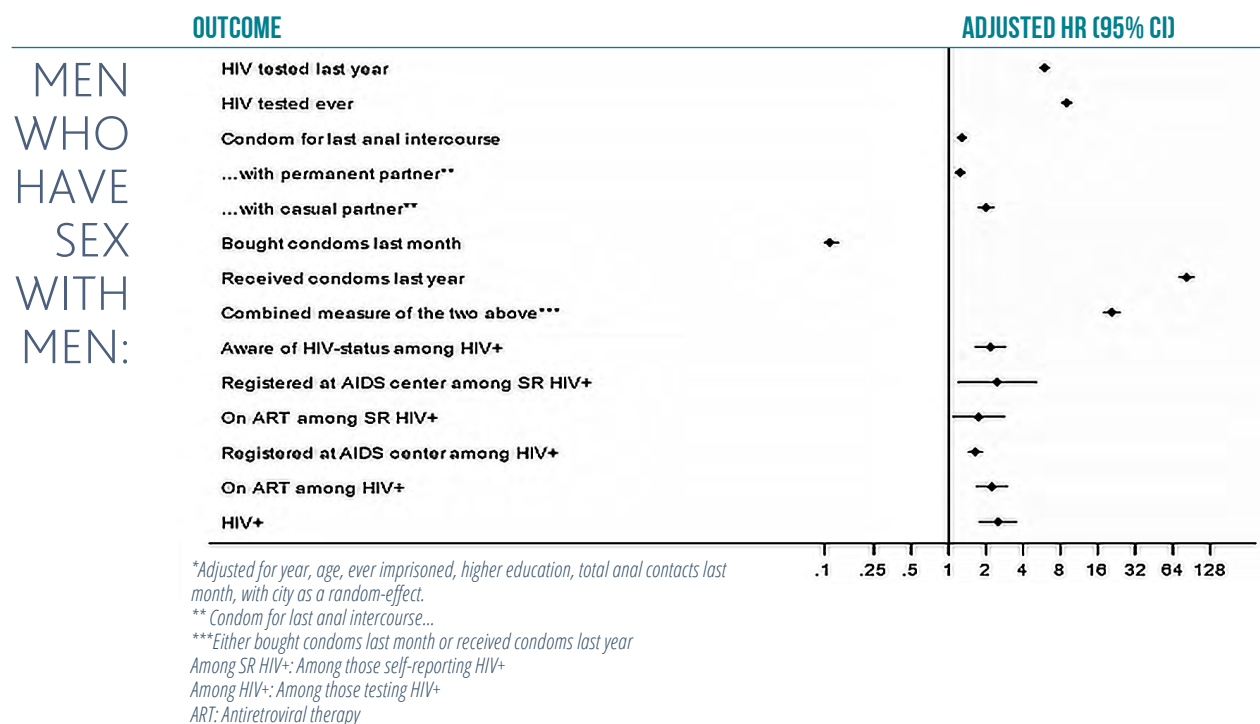
University of Bristol
(United Kingdom)

PROJECT GOALS:

To assess the current level of funding for programs against viral infections, specifically HIV and HCV, as well as identify the most effective approaches to providing services to prevention program clients.

PROJECT OBJECTIVES:

- ▶ Conduct an economic efficiency analysis of the service package on HIV and HCV prevention among PWID and MSM.
- ▶ Develop an approach to assessing the effective coverage of HIV and HCV prevention programs for clients with different socio-demographic profiles and different entry points into the health care system.
- ▶ Calculate the cost ratios for the standard package of prevention services for prevention service providers.
- ▶ Strengthen the country's capacity in assessing cost effectiveness.
- ▶ Prioritize HIV and HCV prevention services.



PROJECT

ADVOCACY AND AWARENESS-RAISING IN RESPONSE TO HIV/TB/HEPATITIS



DONOR:

Levi Straus Foundation



BUDGET:

\$100,000



IMPLEMENTATION PERIOD:

1 September 2014 –
31 September 2017
Extended To 30 June 2020

PROJECT GOALS:

To improve the effectiveness of integrated prevention, testing, treatment and care services for key groups in Ukraine and raise awareness about HIV, TB and hepatitis among decision-makers, law enforcement agencies, and the general population through a range of advocacy and educational activities.

PROJECT OBJECTIVES:

- ▶ To implement a range of activities aimed at decriminalizing people with substance addictions and sex workers.
- ▶ To increase awareness and knowledge about HIV/TB/hepatitis among law enforcement personnel and decision-makers.
- ▶ To improve access to HIV testing with a special focus on self-testing.
- ▶ To increase access to testing, diagnostics, and community mobilization to address HCV-related Issues.



INTERNATIONAL ACTIVITIES



HARM REDUCTION ACADEMY

The 7th cycle of the international Harm Reduction Academy course was held during July 2019 to October 2019 in Kyiv (Ukraine); Mombasa (Kenya); Kuala Lumpur (Malaysia). A total of 15 participants took part in the training from around the world, including those from Uganda, Kenya, South Africa, the Philippines, Myanmar, Nigeria, Sierra Leone, Belarus, and Uzbekistan, which represented NGOs, government organizations / agencies, public healthcare facilities, communities, and AIDS Centers.

Starting with the first module of the course, participants selected the projects they would like to work on during the training process. The home projects of the trainees involved in this cycle were focused around conducting rapid HIV tests based on a saliva sample; the experience of MSM who engage in chemsex and developing relevant information materials that describe harm reduction practices; service delivery models for PWID in remote areas aimed at increasing access to ART; integration of mental health issues into harm reduction programs; launching a PWID-oriented OST program in Uganda; deploying a syringe exchange project in Nigeria; developing and integrating harm reduction education into the training program for Sierra Leonean police personnel.

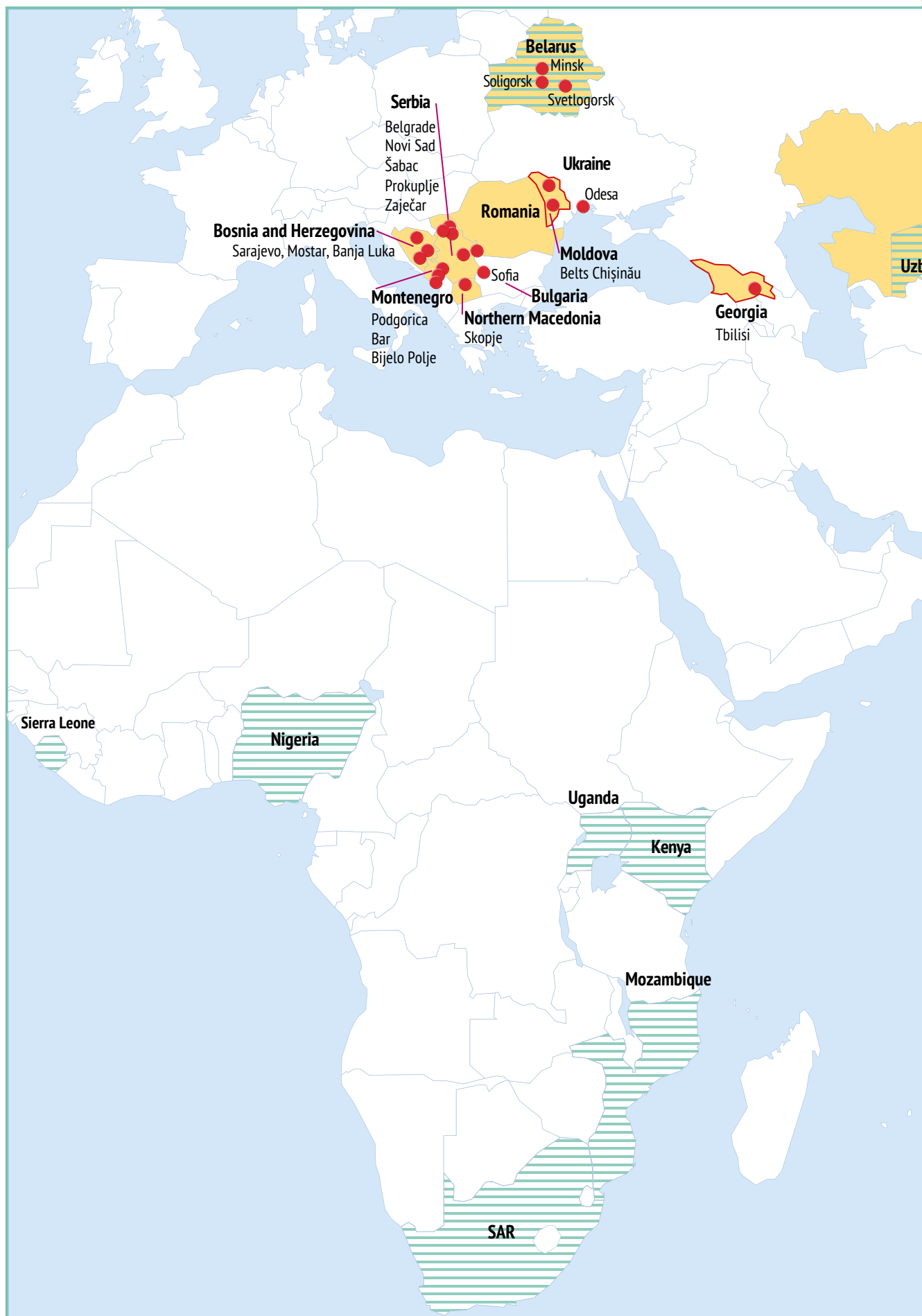
Donors who sponsored the 7th cycle of the international Harm Reduction Academy course included the Global Fund to Fight AIDS, Tuberculosis and Malaria, the Open Society Foundation, Frontline AIDS (PITCH project), Viiv Healthcare (UK), NACOSA (Cape Town).

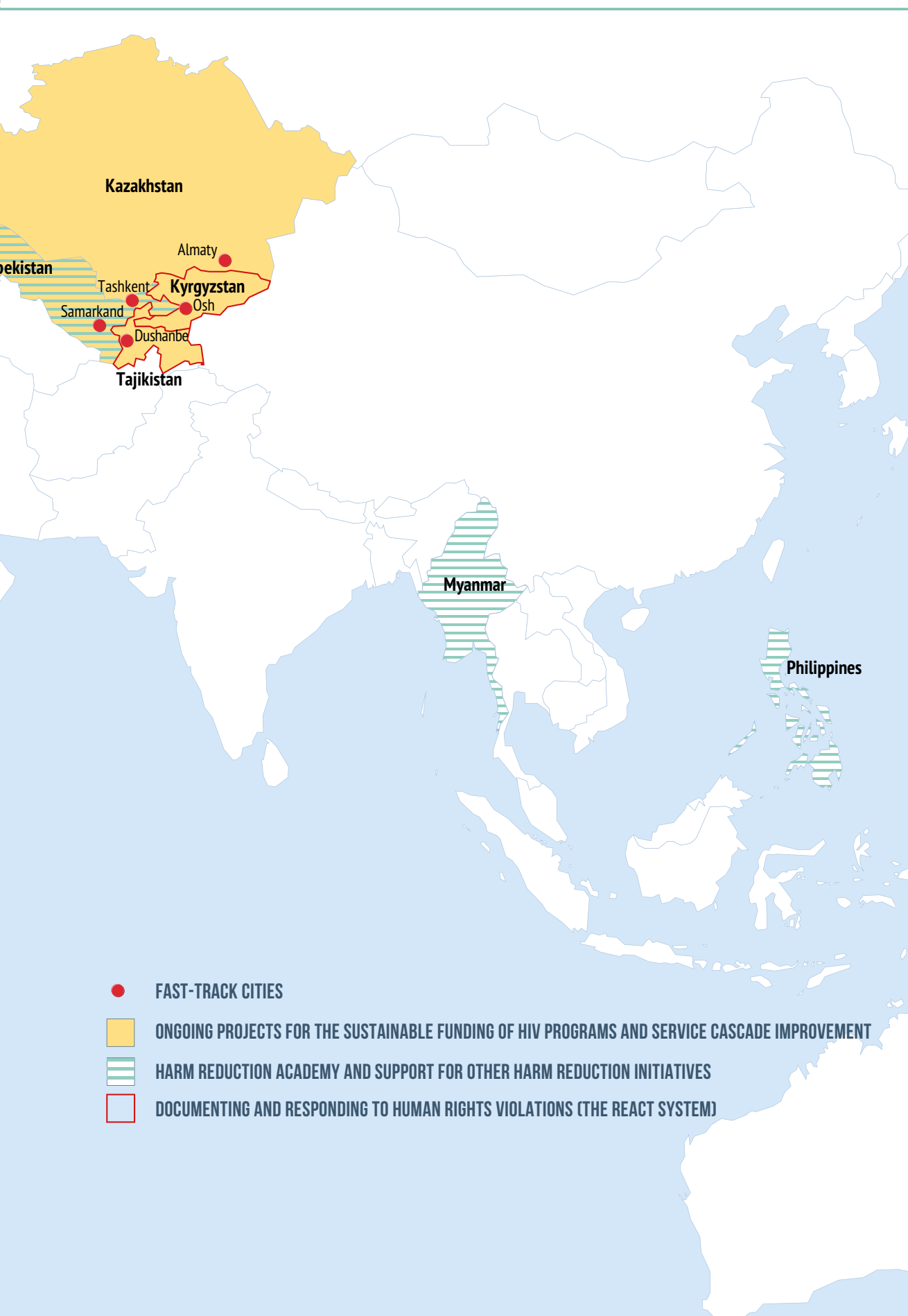
TECHNICAL ASSISTANCE FOR HARM REDUCTION PROGRAMS IN MOSAMBIQUE

The Alliance has supported the development of harm reduction programs in Mozambique by providing technical assistance to Doctors Without Borders in Maputo. In 2019, a quick assessment of services was conducted and recommendations for their further improvement prepared. Plans are on track to support the expansion of OST by integrating the peer-driven intervention model in 2020.



THE ALLIANCE'S INTERNATIONAL PROGRAMS





PROJECT

SUSTAINABILITY OF SERVICES FOR KEY POPULATIONS IN THE EECA REGION (#SOS_PROJECT)



DONOR:

The Global Fund to Fight AIDS, Tuberculosis and Malaria



BUDGET:

\$13 million



IMPLEMENTATION PERIOD:

2019–2021

COORDINATION:

This project is coordinated by ICF “Alliance for Public Health” in partnership with NGO 100 Percent Life, the Central Asian Association of People Living with HIV, and the Eurasian Key Populations Health Network (EKHN).

#SOS_PROJECT:

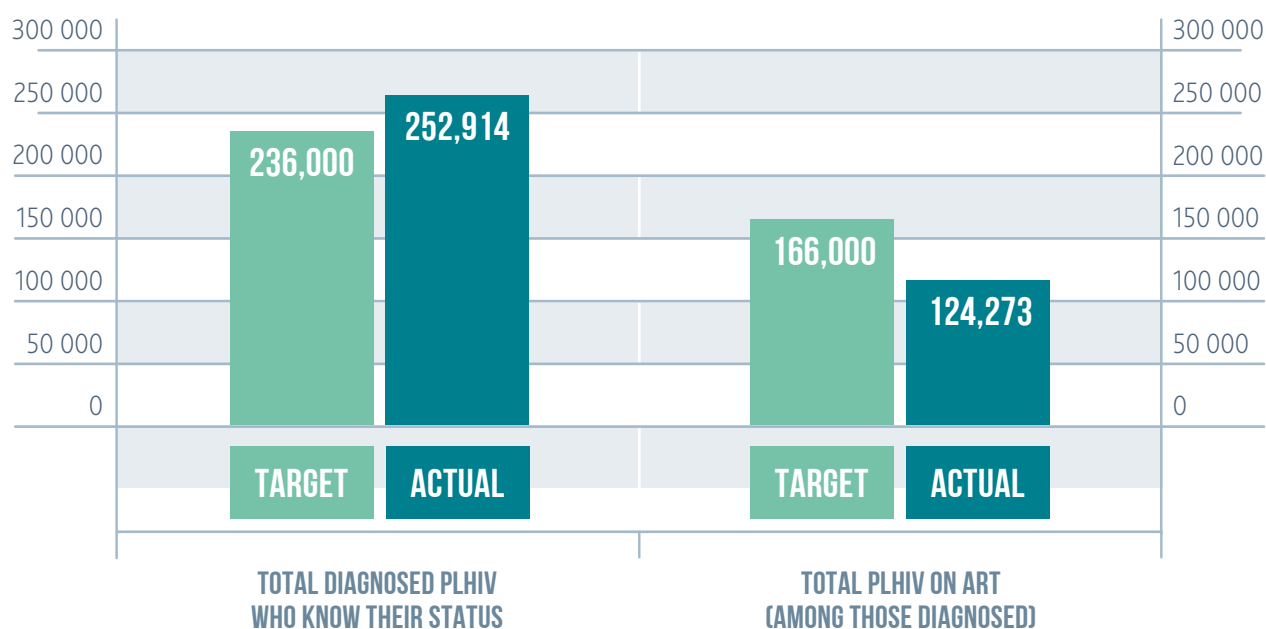
The Global Fund’s largest and most comprehensive regional project that uniquely combines national and regional partnerships.

KEY ACHIEVEMENTS IN 2019:

- ▶ **Budget advocacy:**
 - ▷ Funding for HIV programs at the national and local levels increased by \$3.7 million over the year. Georgia set a record in that the national funding of target programs aimed at key populations, specifically those linked to OST and HIV VCT, increased by almost \$2 million.
- ▶ **National budget optimization and cost-savings, reduction of prices for ARV drugs:**
 - ▷ Achieving projected savings on ARV procurement in the region through advocacy for price reductions, voluntary licensing, and optimization of treatment regimens. It is worth noting that only in three EECA countries (Kazakhstan, Belarus, and Russia) the concerted efforts and targeted negotiations resulted in cumulative savings of more than \$25 million.

! OVERALL, IN 2019, A \$3.7 MILLION INCREASE IN PUBLIC FUNDING WAS RECORDED IN THE EECA COUNTRIES FOR ANTI-HIV PROGRAMS TARGETED AT KEY POPULATIONS, AS COMPARED TO 2018.

- **Further developing the model for accelerated response to the HIV epidemic (Fast Track Cities):** The mayors of Chişinău (Moldova), Osh (Kyrgyzstan), Svetlogorsk (Belarus), Podgorica, Bar, and Bijelo Polje (Montenegro) signed the Paris Declaration to achieve the 90-90-90 targets at their city levels.
- **Improving the 90-90-90 cascade:** in the project-supported cities and regions, the number of PLHIV who know their status has significantly increased. However, the number of patients receiving ART is still insufficient.
- **Coordination Councils on HIV/AIDS established:** City Coordination Councils on HIV/AIDS issues were established for the first time in Minsk, Soligorsk, Svetlogorsk, Osh, and Samarkand. NGOs that deliver HIV services to key populations, as well as representatives from municipalities and the health sector have become members of the councils. The first task of the councils is to develop municipal HIV programs to enable the cities to quickly respond and achieve the 90-90-90 targets.



- Dialogue on the establishment of the **Commission on Drug Policy in the EECA region** initiated.
- **A unique awareness-raising campaign #вТвоихСилах** (<https://inyourpower.life/en/>), developed and launched to create a positive public image for reaching a new level of partnership between officials/parliamentarians and NGO experts to support officials and government leaders in their efforts to stand up for a sustainable HIV response in the CECA region and in the Balkans.
- **The project's Supervisory Committee that brings together nine independent international organizations established** (UNAIDS Regional Office, INPUD, NSWP, MPact, Elton John AIDS Foundation, PEPFAR/CDC, OSF, GNP+, UNDP Regional Office). Three Supervisory Committee sessions held.

! REGIONAL COMMUNITY-NOMINATED AND SUPPORTED AWARDS WERE CONFERRED TO 13 CITIES / MAYORS AND A DEPUTY OF THE ODESA CITY COUNCIL (UKRAINE).

PROJECT

FAST-TRACK TB/HIV RESPONSES FOR KEY POPULATIONS IN EECA CITIES



DONOR:

The Global Fund to Fight AIDS, Tuberculosis and Malaria



BUDGET:

\$3,900,000



IMPLEMENTATION PERIOD:

1 January 2017–
31 December 2019

PROJECT GOALS:

To develop sustainable city models of HIV/ TB responses among key populations in EECA cities to contribute towards achieving the programmed 90-90-90 targets.

GEOGRAPHICAL COVERAGE:

Almaty (Kazakhstan), Belts (Moldova), Odesa (Ukraine), Sofia (Bulgaria), Tbilisi (Georgia)

KEY ACHIEVEMENTS IN 2019:

- ▶ The **Paris Declaration** signed by the municipality of Belts (*Moldova*) and the **Zero TB Cities** Declaration – by the municipality of Tbilisi (*Georgia*).
- ▶ Pharmacies involved in Odesa to engage with key populations through municipal funding – **about 50,000 prevention kits for PWID issued**.
- ▶ In Kazakhstan, **saliva testing for HIV** was introduced for the first time **outside of the healthcare settings** (6,000 tests performed, 145 new HIV cases identified, 538 people (new cases plus those lost to care) were started on ART).
- ▶ **The success rate of drug-susceptible TB treatment rose from 52% in 2016 to 71% in 2019** as a result of a pilot project for controlled TB treatment in Odesa.
- ▶ The number of people receiving ARV drugs in the project cities has increased, as shown below:
 - Sofia – up 156%,**
 - Odesa – up 85%,**
 - Almaty – up 63%,**
 - Belts – up 40%,**
 - Tbilisi – up 25%.**

- ▶ HIV-related mortality in the project cities per 100,000 population reduced as follows:
Sofia – down 84%,
Almaty – down 35%,
Belts – down 5%,
 as well as TB-related deaths per 100,000 population:
Almaty – down 46%,
Belts – down 42%,
Sofia – down 26%,
Odesa – down 18 %,
 compared to the project baseline.
- ▶ Municipal funding for HIV and TB programs increased:
Belts – up 290%,
Odesa – up 52%,
Almaty – up 43%,
 compared to the project baseline.
- ▶ On December 6, 2019, an international forum titled *Cities' Leadership in Response to the HIV/AIDS and TB Epidemics* was held in Kyiv. More than 150 participants from 50 cities, including 9 city mayors / deputy mayors, gathered here to share best practices in the fight against HIV/AIDS.



MONITORING AND EVALUATION (M&E)



PROJECT

M&E-RELATED TECHNICAL ASSISTANCE AND IMPROVED DATA APPLICATION IN HIV (METIDA)



DONOR:

U.S. Centers for Disease Control and Prevention, pursuant to the U.S. President's Emergency Plan for AIDS Relief (PEPFAR)



BUDGET:

\$14,858,540



IMPLEMENTATION PERIOD:

30 September 2012 –
29 September 2019

PROJECT GOALS:

To improve HIV/AIDS-related evidence-based decision making in Ukraine by means of strengthening collaboration among key partners, building M&E capacity of professional staff and decision makers, as well as identifying data collection and strategic information gaps.

KEY ACHIEVEMENTS IN 2019:

- ▶ **Profile assessment for HIV-positive patients who are diagnosed in the advanced stages of the disease.**

SURVEY FINDINGS:

- ▶ 41% of newly registered patients had a CD4 < 200 cells/μL.
- ▶ Late detection / diagnosis was most commonly recorded in male patients over 35 years of age, especially those with a drug injection history.
- ▶ Factors that might facilitate early testing and treatment:
 - ▷ Support and motivation from close family members;
 - ▷ Professional competence of staff involved in prevention programs or working in healthcare facilities;
 - ▷ Clear patient flow algorithms from detection to antiretroviral therapy;
 - ▷ Ensuring there are no provider discrimination and stigma, or confidentiality concerns.
- ▶ **Screening tools to support HIV testing programs in health facilities** (*five simple questions for identifying HIV infection risks among patients seeking non-HIV care*).
- ▶ **Capacity building of the staff of the Public Health Center of the Ministry of Health of Ukraine** with a focus on the analysis and visualization of big data using Power BI Desktop and Power BI Online.

PROJECT

IMPROVING HIV TREATMENT CASCADE FOR KEY POPULATIONS THROUGH DIFFERENTIATED CASE DETECTION AND LINKAGE TO CARE AND INCREASED CAPACITY AT THE CENTER FOR PUBLIC HEALTH AND STRATEGIC INFORMATION IN UKRAINE



DONOR:

U.S. Centers for Disease Control and Prevention (CDC), U.S. Department of Health and Human Services (DHHS)



BUDGET:

\$4 million
(For One Project Year)



IMPLEMENTATION PERIOD:

30 September 2019 –
29 September 2024

PROJECT GOALS:

To leverage epidemiological program indicators and surveillance data to strengthen the M&E-related capacity of the Center for Public Health of the Ministry of Health of Ukraine, including that linked to ensuring support, referrals and improvements for effective case finding and management, as well as the overall efficacy of programs to reach the populations which do not access existing services and are unaware of their HIV status.

KEY ACHIEVEMENTS IN 2019:

- **Analysis of the existing framework of PLHIV mortality registration and surveillance** in Ukraine initiated: prepare recommendations for its improvement, identify gaps and bottlenecks, bring local practices and standards into alignment with international diagnostic criteria for AIDS for epidemiological surveillance purposes, develop draft regulations on HIV surveillance in Ukraine.

- ▶ **Assessment of residential areas with high HIV prevalence for linkage to HIV testing programs** aimed at the general population with the development of recommendations for service delivery programs with a view to optimizing the geographical distribution of resources. The analysis has made it possible to carry out the following:
 - ▷ Identify the areas most affected by HIV infection, as well as those which have shown an increase in HIV cases among the general population over the past two 2 years;
 - ▷ Prepare the list of healthcare centers where the scope of HIV testing programs should be expanded.
- ▶ In-depth study of **the needs of the key populations which traditionally tend to avoid seeking HIV testing services** (older MSM and PWID who are not HIV prevention program clients).
- ▶ Developing a methodology for **estimating the size of key populations using alternative techniques**.
- ▶ **Modeling the HIV epidemic** with the new ECDC tool.



ANNEXES



FIG.14

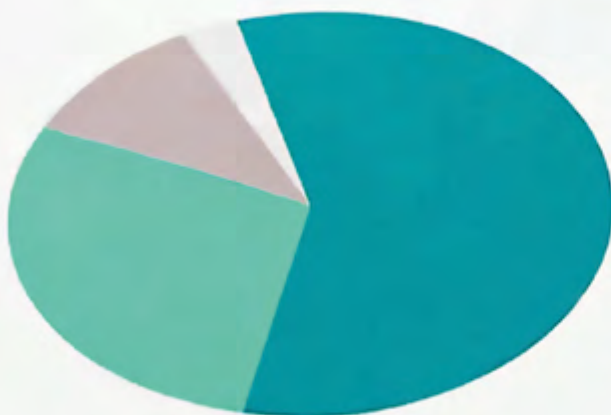


FIG.15



ANNEX 1.

FINANCIAL PERFORMANCE

TABLE 1. BREAKDOWN OF FUNDING CONTRIBUTIONS, 2019

DONOR	CONTRIBUTION SIZE	
	THOUSAND UAH*	SHARE IN PERCENTAGE (%)
The Global Fund to Fight AIDS, Tuberculosis and Malaria	595,942	78,36
U.S. Centers for Disease Control and Prevention (CDC)	95,191	12,52
U.S. Agency for International Development (USAID)	38,686	5,09
Frontline AIDS	12,900	1,70
France Expertise Internationale	4,355	0,57
The Elton John AIDS Foundation (EJAF)	3,864	0,51
National Institute on Drug Abuse (NIDA, USA)	3,859	0,51
Yale University	3,656	0,48
Other Donors **	2,077	0,27
TOTAL	760,531	100%

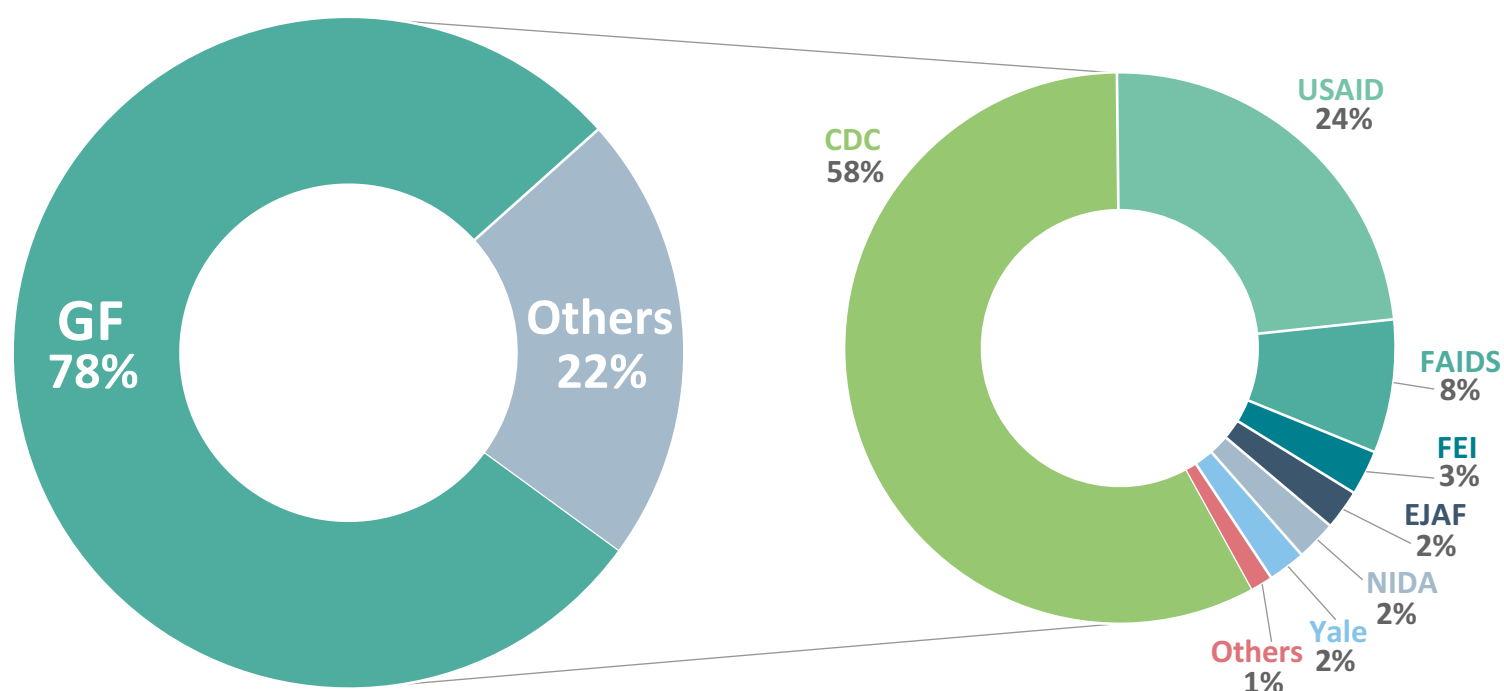
* Converted at the official rate of exchange of the U.S. Dollar to the Ukrainian Hryvnia established by the National Bank of Ukraine as of the date the funding was received.

** Projects with funding levels below UAH 0.8 million.

TABLE 2. BREAKDOWN OF IN-KIND CONTRIBUTIONS, 2019

DONOR	CONTRIBUTION SIZE	
	THOUSAND UAH*	SHARE IN PERCENTAGE (%)
IDA Foundation (Netherlands)	49,627	64,85
Suretex Ltd (Ukraine)	13,865	18,12
INVERNESS MEDICAL INNOVATIONS HONG KONG LIMITED	5,690	7,44
MYLAN FZ-LLC	3,440	4,50
CO 100 Percent Life	1,519	1,98
Biolytical Laboratories	1,251	1,63
Pacific Biotech (Ukraine)	1,127	1,47
R-Pharm Germany (Ukraine)	2	0,00
TOTAL	76,520	100%

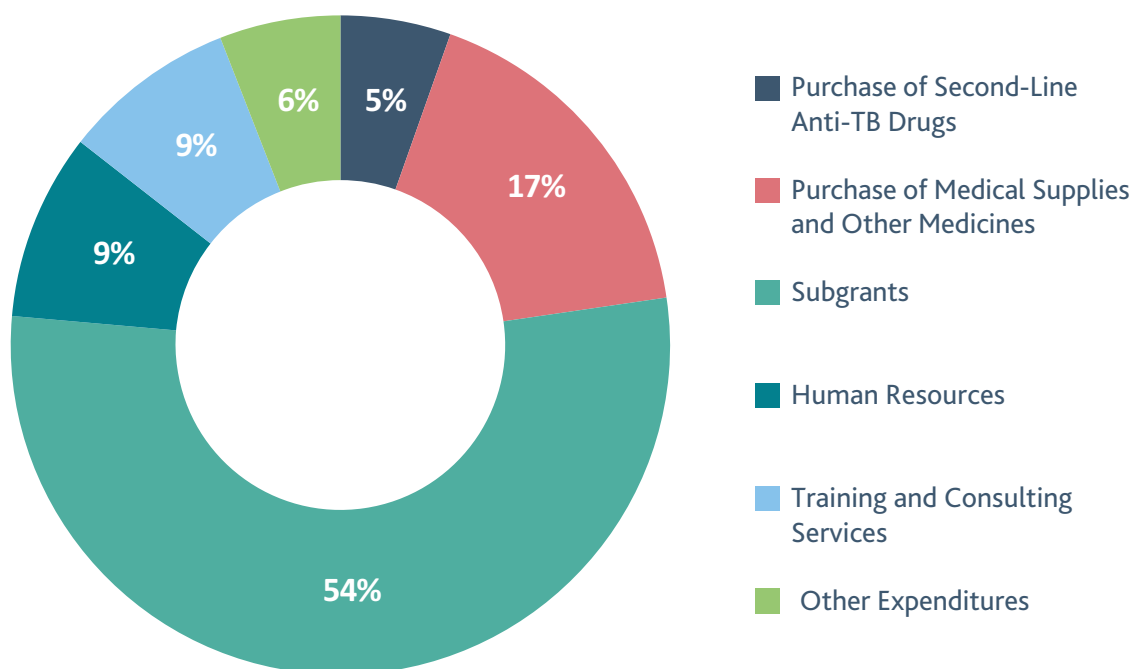
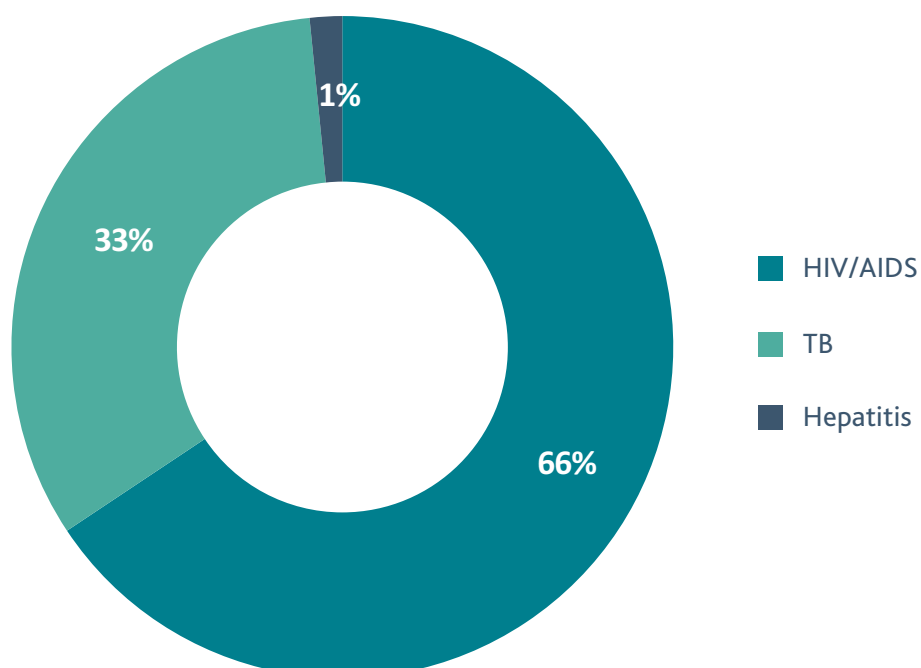
* Converted at the official rate of exchange of the U.S. Dollar to the Ukrainian Hryvnia established by the National Bank of Ukraine as of the date the contribution was received.

DIAGRAM 1. BREAKDOWN OF CONTRIBUTIONS (FUNDING), 2019**TABLE 3. BUDGET PERFORMANCE, 2019**

DONOR	FUNDS UTILIZED (THOUSAND UAH) *
The Global Fund to Fight AIDS, Tuberculosis and Malaria	573,547
U.S. Centers for Disease Control and Prevention (CDC)	91,695
U.S. Agency for International Development (USA)	42,142
Frontline AIDS	12,393
France Expertise Internationale	4,507
National Institute on Drug Abuse (NIDA, USA)	3,215
The Elton John AIDS Foundation (EJAF)	2,126
Yale University	4,193
Other Donors**	4,793
TOTAL	738,610

* The expenditures are recorded on a cash basis when actually incurred.

** Projects with funding levels below UAH 2 million.

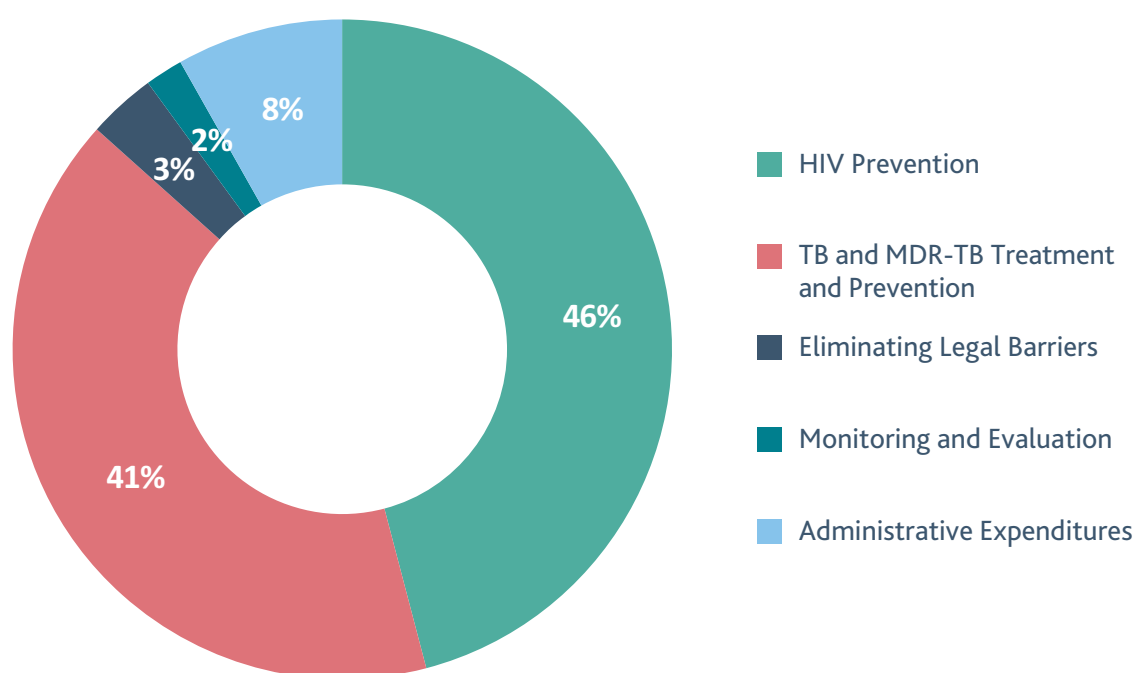
DIAGRAM 2. BREAKDOWN OF EXPENDITURES BY CATEGORY, 2019**DIAGRAM 3. BREAKDOWN OF EXPENDITURES BY TYPE OF DISEASE, 2019**

**TABLE 4. BUDGET PERFORMANCE FOR THE GLOBAL FUND PROGRAM
“INVESTING FOR IMPACT AGAINST TUBERCULOSIS AND HIV,” 2019**

DONOR	PLANNED EXPENDITURES, THOUSAND UAH	FUNDS UTILIZED, THOUSAND UAH *	PERFORMANCE, %
HIV Prevention	210 246	180 015	86
TB and MDR-TB Treatment and Prevention	192 086	159 713	83
Eliminating Legal Barriers	20 815	13 101	63
Monitoring and Evaluation	12 702	7 298	57
Administrative Expenditures	37 618	32 051	85
TOTAL	473 467	392 178	83

* The expenditures are recorded on a cash basis when actually utilized by the principal recipient or subrecipients.

**DIAGRAM 4. BREAKDOWN OF EXPENDITURES FOR THE GLOBAL FUND PROGRAM
“INVESTING FOR IMPACT AGAINST TUBERCULOSIS AND HIV,” 2019**



ANNEX 2.

KEY OUTCOMES OF PROGRAM ACTIVITIES FOR THE YEAR ENDED DECEMBER 31, 2019

CONSUMABLE SUPPLIES AND MATERIALS DISTRIBUTED THROUGH GF AND PHC PROJECTS IN 2019

OBLAST/REGION	MALE CONDOMS	LUBRICANTS	SYRINGES/ NEEDLES	WIPES
Vinnytsia	145,586	47,785	272,199	253,095
Volyn	88,555	35,379	189,912	162,562
Dnipropetrovsk	1,064,101	346,555	2,832,567	2,559,586
Donetsk	793,992	156,012	1,710,256	1,715,493
Zhytomyr	82,569	31,881	222,019	168,401
Zakarpattia	48,050	21,879	97,378	91,633
Zaporizhzhia	302,368	128,572	537,073	515,852
Ivano-Frankivsk	78,800	36,555	143,915	129,740
Kyiv	244,945	66,056	374,484	308,502
Kirovohrad	150,540	46,790	340,149	340,398
Luhansk	165,939	62,950	316,981	316,981
Lviv	422,583	159,713	640,221	618,288
Mykolaiv	569,347	247,687	665,600	622,235
Odesa	1,499,608	601,207	2,687,214	2,372,064
Poltava	114,752	30,542	237,764	155,601
Rivne	135,968	58,050	285,474	260,661
Sumy	232,102	98,955	591,444	518,602
Ternopil	157,500	45,500	129,880	106,540
Kharkiv	680,361	273,765	784,364	728,720
Kherson	135,993	47,514	418,480	397,757
Khmelnitskyi	211,970	110,889	689,201	510,916
Cherkasy	227,829	97,725	576,279	504,851
Chernivtsi	70,709	39,974	202,880	206,169
Chernihiv	50,721	15,118	293,347	284,259
City of Kyiv	1,764,771	615,026	2,219,572	2,063,279
TOTAL	10,137,505	3,816,504	18,597,083	16,837,064

MEMBERS OF KEY POPULATIONS REACHED WITH THE MINIMUM PACKAGE OF PREVENTION SERVICES THROUGH GF AND PHC PROJECTS IN 2019, *Total Unique Clients*

OBLAST/REGION	PWID		SWS		
	MALE	FEMALE	MALE	FEMALE	TRANSGENDER PEOPLE
Vinnitsia oblast	2,014	491	-	533	-
Volyn oblast	1,629	277	-	418	-
Dnipropetrovsk oblast	29,682	11,767	-	5,292	-
Donetsk oblast	17,721	5,920	95	2,944	-
Zhytomyr oblast	2,923	968	24	783	-
Zakarpattia oblast	969	215	21	453	-
Zaporizhzhia oblast	5,456	1,262	-	1,378	-
Ivano-Frankivsk oblast	1,603	324	22	671	-
Kyiv oblast	6,933	1,764	95	1,331	4
Kirovohrad oblast	3,325	851	1	604	-
Luhansk oblast	2,596	979	-	745	-
Lviv oblast	6,242	1,419	1	1,971	-
Mykolaiv oblast	5,508	2,502	10	2,667	-
Odesa oblast	20,487	8,673	-	6,166	-
Poltava oblast	3,109	935	-	490	-
Rivne oblast	2,665	982	-	623	-
Sumy oblast	5,365	1,160	-	1,040	-
Ternopil oblast	1,456	492	-	522	-
Kharkiv oblast	11,178	2,919	9	3,938	-
Kherson oblast	4,090	1,020	-	438	-
Khmelnitskyi oblast	3,302	1,358	1	857	-
Cherkasy oblast	6,834	1,657	1	1,324	-
Chernivtsi oblast	1,596	688	-	482	-
Chernihiv oblast	2,742	1,173	1	6	-
City of Kyiv	29,288	7,459	72	6,973	35
TOTAL FOR UKRAINE	174,574	59,331	352	44,921	37

MSM		TRANSGENDER PEOPLE			OTHERS*	
MALE	TRANSGENDER	MALE	FE MALE	TRANSGENDER	MALE	FEMALE
519						
356			3			
3,819	1				185	144
1,987					862	429
458		17	16	4	19	7
					18	33
3,007	9				34	24
650					2	
1,792				38	223	205
499					3	10
3,264		23	68		3	2
2,031	3			1	30	6
5,590		87	355	292	670	126
584					367	170
987		9	11		18	16
490						
574		3	21	7	2	
4,436	8	1	1	89	714	575
972	1	8	11	29	38	28
3		8	12		87	74
854					43	61
928						
545					2	4
14,316	1	3		637	497	416
48,721	23	159	498	1,079	3,809	2,327

* PWIDs' Partners, People Who Are Close to KP Members, People Who Use Non-Injecting Drugs

TOTAL CLIENTS TESTED USING HIV RAPID TESTS, 2019

OBLAST/REGION	PWID (GF, PHC AND CDC PROJECTS)		SWS (GF, PHC AND CDC PROJECTS)	
	TOTAL CLIENTS TESTED	THOSE FOUND POSITIVE	TOTAL CLIENTS TESTED	THOSE FOUND POSITIVE
Vinnitsia oblast	2,179	5	462	
Volyn oblast	1,355	6	305	1
Dnipropetrovsk oblast	38,426	1,438	3,971	69
Donetsk oblast	19,426	315	2,505	35
Zhytomyr oblast	2,968	46	769	11
Zakarpattia oblast	823	2	252	
Zaporizhzhia oblast	5,480	65	1,119	3
Ivano-Frankivsk oblast	1,119	9	481	5
Kyiv oblast	8,013	407	1,262	6
Kirovohrad oblast	4,268	72	471	
Luhansk oblast	2,796	9	657	
Lviv oblast	6,258	199	1,138	1
Mykolaiv oblast	8,433	164	2,430	6
Odesa oblast	27,922	1,410	5,473	111
Poltava oblast	2,547	55	316	1
Rivne oblast	2,789	100	499	
Sumy oblast	5,324	5	911	
Ternopil oblast	1,570		443	
Kharkiv oblast	12,110	590	3,156	17
Kherson oblast	4,394	85	432	3
Khmelnitskyi oblast	3,554	17	756	1
Cherkasy oblast	6,939	90	974	4
Chernivtsi oblast	1,894		417	
Chernihiv oblast	2,736	50	1	
City of Kyiv	33,603	667	5,907	59
TOTAL FOR UKRAINE	206,286	5,906	37,120	354

MSM (GF, PHC, CDC, AND USAID PROJECTS)		TRANSGENDER PEOPLE (GF PROJECT)		OTHERS* (GF, CDC, AND USAID PROJECTS)	
TOTAL CLIENTS TESTED	THOSE FOUND POSITIVE	TOTAL CLIENTS TESTED	THOSE FOUND POSITIVE	TOTAL CLIENTS TESTED	THOSE FOUND POSITIVE
459	5				
280	6	3			
5,359	70			20,629	715
2,672	20			16,076	507
393	2	19		26	
1				51	
2,274	7			3,892	111
573	15			1	
1,627	3	38		8,453	282
436	2			2,539	87
2,675	5	83	1	38	19
1,640	3			7,749	256
4,801	23	597	9	21,187	921
440	4			3,470	72
636	3	18		77	34
335					
464	3	26			
3,641	21	74		1,276	20
748	1	36		2,491	107
3		17		108	
799	2			5,576	167
827				3,956	115
468	44				
13,909	174	581	3	23,036	900
45,662	427	1,477	13	118,758	4,302

* PWIDs' Partners, People Who Are Close to KP Members, People Who Use Non-Injecting Drugs, And Other Populations

SCREENING / TESTING AMONG HIV-VULNERABLE POPULATIONS FOR SEXUALLY TRANSMITTED INFECTIONS (SYPHILIS, HBV AND HCV), 2019

OBLAST/REGION	PWID		SWS	
	TOTAL CLIENTS TESTED	THOSE FOUND POSITIVE	TOTAL CLIENTS TESTED	THOSE FOUND POSITIVE
Vinnitsia oblast	1,093	4	112	
Volyn oblast	1,046	34	113	4
Dnipropetrovsk oblast	15,069	1,830	1,228	27
Donetsk oblast	4,934	1,192	810	11
Zhytomyr oblast	1,268	101	164	5
Zakarpattia oblast	327	105	40	2
Zaporizhzhia oblast	2,304	781	478	5
Ivano-Frankivsk oblast	426	104	119	9
Kyiv oblast	2,318	1,133	280	7
Kirovohrad oblast	1,789	452	199	2
Luhansk oblast	1,437	42	258	3
Lviv oblast	2,204	28	273	
Mykolaiv oblast	2,596	53	725	2
Odesa oblast	12,473	995	1,273	4
Poltava oblast	1,035	143	190	20
Rivne oblast	1,014	53	155	
Sumy oblast	968	231	249	
Ternopil oblast	717	184	116	
Kharkiv oblast	4,826	1,423	787	2
Kherson oblast	1,942	527	211	6
Khmelnitskyi oblast	1,902	120	270	
Cherkasy oblast	2,464	168	408	
Chernivtsi oblast	769	269	112	
Chernihiv oblast	1,362	203		
City of Kyiv	6,396	2,665	1,711	17
TOTAL FOR UKRAINE	72,755	12,884	10,289	127

MSM		TRANSGENDER PEOPLE		OTHERS*	
TOTAL CLIENTS TESTED	THOSE FOUND POSITIVE	TOTAL CLIENTS TESTED	THOSE FOUND POSITIVE	TOTAL CLIENTS TESTED	THOSE FOUND POSITIVE
337	4				
267	11	8			
3,266	1			20	3
1,801	3			9	2
238	1			2	
1,562	3				
484	27			1	
1,304		18		10	
350	1			1	1
1,739		157			
1,036	3				
2,300	11	389		95	1
124				4	
444		12			
294	1				
417		14			
3,019	7	43		20	2
687	6	30		1	
3		12		13	1
587				1	
579	1				
267				1	1
8,028	38	470	6	103	9
29,133	118	1,153	6	281	20

* PWIDs' Partners, People Who Are Close to KP Members, People Who Use Non-Injecting Drugs

EARLY TB DETECTION IN KEY POPULATIONS (PWID, SW, MSM, AND THEIR PARTNERS, AS WELL AS TRANSGENDER PEOPLE, ROMA, HOMELESS PEOPLE, EX-PRISONERS, AND INTERNALLY DISPLACED PERSONS, GF AND PHC PROJECTS), 2019, *Total Unique Clients*

OBLAST/REGION	TOTAL CLIENTS SCREENED FOR TB BASED ON SURVEY QUESTIONS	THOSE SCREENED POSITIVE FOR TB
Vinnytsia	3,715	153
Volyn	3,115	229
Dnipropetrovsk	41,464	1,961
Donetsk	55,136	7,964
Zhytomyr	4,646	29
Zakarpattia	7,077	2,251
Zaporizhzhia	10,873	397
Ivano-Frankivsk	2,851	241
Kyiv	11,605	299
Kirovohrad	4,044	477
Luhansk	16,856	3,414
Lviv	11,682	1,008
Mykolaiv	13,346	646
Odesa	40,973	2,317
Poltava	3,836	642
Rivne	5,761	296
Sumy	7,057	123
Ternopil	2,998	
Kharkiv	32,660	2,794
Kherson	5,678	434
Khmelnyskyi	5,374	141
Cherkasy	9,383	120
Chernivtsi	3,938	205
Chernihiv	4,363	110
City of Kyiv	52,175	1,727
TOTAL	355,640	28,618

TOTAL CLIENTS ACCESSING TB DIAGNOSTIC SERVICES	THOSE DIAGNOSED WITH TB	TOTAL CLIENTS STARTED ON TB TREATMENT
152	5	4
229	15	15
3,287	213	205
7,247	25	22
22		
2,213	21	21
384	19	18
156	8	7
290	17	14
359	5	3
3,362	13	13
840	21	21
642	13	13
3,347	221	213
622	16	12
738	58	57
123	1	1
3,235	110	107
328	75	75
126	3	3
118	2	2
204	4	4
102	10	10
679	24	20
28,797	897	858

PRE-EXPOSURE PROPHYLACTIC (PREP)

OBLAST/REGION	TOTAL CLIENTS ACCESSING PREP
Volyn	33
Dnipropetrovsk	204
Donetsk	13
Zhytomyr	34
Zakarpattia	12
Zaporizhzhia	90
Ivano-Frankivsk	22
City of Kyiv	723
Kyiv	76
Luhansk	20
Lviv	34
Mykolaiv	29
Odesa	230
Poltava	72
Rivne	14
Sumy	12
Ternopil	25
Kharkiv	49
Kherson	7
Khmelnyskyi	31
Chernivtsi	20
Chernihiv	25
TOTAL FOR UKRAINE	1,772

Period: Jan. 1, 2019 – Dec. 31, 2019

ANNEX 3.

CONSOLIDATED FINANCIAL STATEMENTS

**International Charitable Foundation
"Alliance for Public Health"**

Consolidated Financial Statements
for the Year Ended 31 December 2019

INTERNATIONAL CHARITABLE FOUNDATION "ALLIANCE FOR PUBLIC HEALTH"**TABLE OF CONTENTS**

Page

STATEMENT OF MANAGEMENT'S RESPONSIBILITIES FOR THE PREPARATION AND APPROVAL OF THE CONSOLIDATED FINANCIAL STATEMENTS FOR THE YEAR ENDED 31 DECEMBER 2019	1
INDEPENDENT AUDITOR'S REPORT	2-3
CONSOLIDATED FINANCIAL STATEMENTS FOR THE YEAR ENDED 31 DECEMBER 2019:	
Consolidated balance sheet (statement of financial position)	4
Consolidated statement of financial results (statement of comprehensive income)	5-6
Consolidated statement of cash flows	7
Consolidated statement of equity	8
Notes to the consolidated financial statements	9-15
Explanatory notes to the consolidated financial statements	16-28

INTERNATIONAL CHARITABLE FOUNDATION "ALLIANCE FOR PUBLIC HEALTH"**STATEMENT OF MANAGEMENT'S RESPONSIBILITIES FOR THE PREPARATION AND APPROVAL OF THE CONSOLIDATED FINANCIAL STATEMENTS FOR THE YEAR ENDED 31 DECEMBER 2019**

Management is responsible for the preparation of the consolidated financial statements that present fairly the consolidated financial position of International Charitable Foundation "Alliance for Public Health" and its wholly owned subsidiary "Alliance Consultancy" LLC (the "Organization") as of 31 December 2019, and the consolidated results of its operations, cash flows and changes in equity for the year then ended, in compliance with Ukrainian Accounting Standards ("UASs") and the requirements of the Law of Ukraine "On accounting and financial reporting in Ukraine" ("Law on accounting and financial reporting").

In preparing the consolidated financial statements, management is responsible for:


- Properly selecting and applying accounting policies;
- Presenting information, including accounting policies, in a manner that provides relevant, reliable, comparable and understandable information;
- Providing additional disclosures when compliance with the specific requirements in UASs and Law on accounting and financial reporting are insufficient to enable users to understand the impact of particular transactions, other events and conditions on the Organization's consolidated financial position and financial performance;
- Making an assessment of the Organization's ability to continue as a going concern.

Management is also responsible for:

- Designing, implementing and maintaining an effective and sound system of internal controls, throughout the Organization;
- Maintaining adequate accounting records that are sufficient to show and explain the Organization's transactions and disclose with reasonable accuracy at any time the consolidated financial position of the Organization, and ensure that the consolidated financial statements of the Organization comply with UASs and Law on accounting and financial reporting;
- Maintaining statutory accounting records in compliance with Ukrainian legislation, accounting standards and Law on accounting and financial reporting;
- Taking such steps as are reasonably available to them to safeguard the assets of the Organization; and
- Preventing and detecting fraud and other irregularities.

The consolidated financial statements for the year ended 31 December 2019 were authorized for issue by the Organization's management on 13 August 2020.

On behalf of the Organization's management:



A. Klepikov,
Executive Director



K. Bubnova,
Finance Director

INDEPENDENT AUDITOR'S REPORT

To Management and Board of Directors of International Charitable Foundation "Alliance for Public Health":

Opinion

We have audited the accompanying consolidated financial statements of International Charitable Foundation "Alliance for Public Health" and its wholly owned subsidiary "Alliance Consultancy" LLC (the "Organization"), which comprise the consolidated balance sheet (statement of financial position) as of 31 December 2019, and the consolidated statement of financial results (statement of comprehensive income), the consolidated statement of cash flows, and the consolidated statement of equity for the year then ended, and notes to the consolidated financial statements, including a summary of significant accounting policies (the "consolidated financial statements").

In our opinion, the accompanying consolidated financial statements present fairly, in all material respects, the financial position of the Organization as of 31 December 2019, and its financial performance and its cash flows for the year then ended in accordance with Ukrainian Accounting Standards ("UASs") and the preparation of the consolidated financial statements requirements of the Law of Ukraine "On accounting and financial reporting in Ukraine" ("Law on accounting and financial reporting").

Basis for Opinion

We conducted our audit in accordance with International Standards on Auditing ("ISAs"). Our responsibilities under those standards are further described in the *Auditor's Responsibilities for the Audit of the Consolidated Financial Statements* section of our report. We are independent of the Organization in accordance with the International Ethics Standards Board for Accountants' *Code of Ethics for Professional Accountants* (the "IESBA Code") together with the ethical requirements that are relevant to our audit of the consolidated financial statements in Ukraine, and we have fulfilled our other ethical responsibilities in accordance with these requirements and the IESBA Code. We believe that the audit evidence we have obtained is sufficient and appropriate to provide a basis for our opinion.

Responsibilities of Management and Those Charged with Governance for the Consolidated Financial Statements

Management is responsible for the preparation and fair presentation of the consolidated financial statements in accordance with UASs and Law on accounting and financial reporting, and for such internal control as management determines is necessary to enable the preparation of consolidated financial statements that are free from material misstatement, whether due to fraud or error.

In preparing the financial statements, management is responsible for assessing the Organization's ability to continue as a going concern, disclosing, as applicable, matters related to going concern and using the going concern basis of accounting unless management either intends to liquidate the Organization or to cease operations, or has no realistic alternative but to do so.

Those charged with governance are responsible for overseeing the Organization's financial reporting process.

Auditor's Responsibilities for the Audit of the Consolidated Financial Statements

Our objectives are to obtain reasonable assurance about whether the consolidated financial statements as a whole are free from material misstatement, whether due to fraud or error, and to issue an auditor's report that includes our opinion. Reasonable assurance is a high level of assurance, but is not a guarantee that an audit conducted in accordance with ISAs will always detect a material misstatement when it exists. Misstatements can arise from fraud or error and are considered material if, individually or in the aggregate, they could reasonably be expected to influence the economic decisions of users taken on the basis of these consolidated financial statements.

As part of an audit in accordance with ISAs, we exercise professional judgment and maintain professional skepticism throughout the audit. We also:

- Identify and assess the risks of material misstatement of the consolidated financial statements, whether due to fraud or error, design and perform audit procedures responsive to those risks, and obtain audit evidence that is sufficient and appropriate to provide a basis for our opinion. The risk of not detecting a material misstatement resulting from fraud is higher than for one resulting from error, as fraud may involve collusion, forgery, intentional omissions, misrepresentations, or the override of internal control.
- Obtain an understanding of internal control relevant to the audit in order to design audit procedures that are appropriate in the circumstances, but not for the purpose of expressing an opinion on the effectiveness of the Organization's internal control.
- Evaluate the appropriateness of accounting policies used and the reasonableness of accounting estimates and related disclosures made by management.
- Conclude on the appropriateness of management's use of the going concern basis of accounting and, based on the audit evidence obtained, whether a material uncertainty exists related to events or conditions that may cast significant doubt on the Organization's ability to continue as a going concern. If we conclude that a material uncertainty exists, we are required to draw attention in our auditor's report to the related disclosures in the consolidated financial statements or, if such disclosures are inadequate, to modify our opinion. Our conclusions are based on the audit evidence obtained up to the date of our auditor's report. However, future events or conditions may cause the Organization to cease to continue as a going concern.
- Evaluate the overall presentation, structure and content of the consolidated financial statements, including the disclosures, and whether the consolidated financial statements represent the underlying transactions and events in a manner that achieves fair presentation.

We communicate with those charged with governance regarding, among other matters, the planned scope and timing of the audit and significant audit findings, including any significant deficiencies in internal control that we identify during our audit.

Basic Information about Audit Firm

Name: LIMITED LIABILITY COMPANY "DELOITTE & TOUCHE UKRAINIAN SERVICES COMPANY".

Address of registration and location of audit firm 48, 50a Zhylianska Str., Kyiv, 01033, Ukraine.

"Limited Liability Company "Deloitte & Touche Ukrainian Services Company" was enrolled to Sections of "Audit Entities", "Audit Entities and Auditors That Have the Right to Conduct Statutory Audits of Financial Statements", and "Audit Entities and Auditors That Have the Right to Conduct Statutory Audits of Financial Statements of Public Interest Entities" of the Register of Auditors and Auditing Entities of the Audit Chamber of Ukraine under #1973".

LLC "Deloitte & Touche USC"



Certified auditor

Kateryna Yermoshyna

Certificate of Banks' Auditor # 0195

Issued by the Audit Chamber of Ukraine on 24 December 2014

on the basis of Resolution of the Audit Chamber of Ukraine # 304/2

Registration Number in the Register of Auditors and Auditing Entities 102247


LLC "Deloitte & Touche Ukrainian Services Company"
 48, 50a Zhylianska Str., Kyiv, 01033, Ukraine.


13 August 2020

INTERNATIONAL CHARITABLE FOUNDATION "ALLIANCE FOR PUBLIC HEALTH"

CONSOLIDATED BALANCE SHEET (STATEMENT OF FINANCIAL POSITION)
AS OF 31 DECEMBER 2019
In Ukrainian Hryvnias (thousands)

Item	Line code	At the beginning of the reporting period	At the end of the reporting period
1	2	3	4
I. Non-current assets			
Intangible assets	1000	1,857	5,813
Historical cost	1001	5,480	10,186
Accumulated amortization	1002	(3,623)	(4,373)
Capital investments in progress	1005	4,437	1,812
Property and equipment	1010	4,904	7,642
Historical cost	1011	28,082	34,255
Accumulated depreciation	1012	(23,178)	(26,613)
Total on Section I	1095	11,198	15,267
II. Current assets			
Inventories	1100	60,158	50,442
Production inventories	1101	59,483	50,442
Work in-progress	1102	675	-
Accounts receivable for products, goods, works, and services	1125	679	-
Accounts receivable on settlements:			
Advances issued	1130	11,545	16,504
With the state budget	1135	385	378
Including income tax	1136	-	-
Other current accounts receivable	1155	25,269	29,526
Cash and cash equivalents	1165	54,331	149,171
Prepaid expenses	1170	1,184	1,221
Other current assets	1190	-	-
Total on Section II	1195	153,551	247,242
III. Non-current assets held for sale and disposal groups	1200	-	-
Total assets	1300	164,749	262,509
I. Equity			
Retained earnings	1420	2,235	976
Total on Section I	1495	2,235	976
II. Non-current liabilities and provisions			
Special purpose funding	1525	148,881	229,730
Total on Section II	1595	148,881	229,730
III. Current liabilities and provisions			
Current accounts payable for:			
Goods, works, services	1615	2,748	13,380
Settlements with the state budget	1620	-	16
Including income taxes	1621	-	-
Settlements on insurance	1625	-	-
Staff costs	1630	6	20
Current payables for advances obtained	1635	546	175
Current provisions	1660	2,901	3,040
Deferred income	1665	7,432	14,376
Other current liabilities	1690	-	796
Total on Section III	1695	13,633	31,803
IV. Liabilities attributable to non-current assets held for sale and disposal groups	1700	-	-
Total equity and liabilities	1900	164,749	262,509


A. Klepikov,
Executive Director


K. Bubnova,
Finance Director

INTERNATIONAL CHARITABLE FOUNDATION "ALLIANCE FOR PUBLIC HEALTH"

CONSOLIDATED STATEMENT OF FINANCIAL RESULTS
(STATEMENT OF COMPREHENSIVE INCOME)
FOR THE YEAR ENDED 31 DECEMBER 2019
In Ukrainian Hryvnias (thousands)

I. FINANCIAL RESULTS

Item	Line code	Reporting period	Similar period of the prior year
1	2	3	4
Net revenue from sale of products (goods, works, services)	2000	4,023	8,128
Cost of products sold (goods, works, services)	2050	(3,126)	(5,930)
Gross:			
Profit	2090	897	2,198
Loss	2095	-	-
Other operating income	2120	777,228	804,774
Administrative expenses	2130	(68,842)	(70,734)
Other operating expenses	2180	(710,542)	(738,094)
Financial results from operating activities:			
Profit	2190	-	-
Loss	2195	(1,259)	(1,856)
Other finance income	2220	-	-
Other income	2240	-	-
Other expenses	2270	-	(19)
Financial result before tax:			
Profit	2290	-	-
Loss	2295	(1,259)	(1,875)
Income tax expenses	2300	-	-
Net financial result:			
Profit	2350	-	-
Loss	2355	(1,259)	(1,875)

II. COMPREHENSIVE INCOME

Item	Line code	Reporting period	Similar period of the prior year
1	2	3	4
Other comprehensive income before tax	2450	-	-
Income taxes attributable to other comprehensive income	2455	-	-
Other comprehensive income after tax	2460	-	-
Comprehensive income (total of lines 2350, 2355, and 2460)	2465	(1,259)	(1,875)
Net profit (loss) attributable to:			
Owners of the Parent	2470	(1,259)	(1,875)
Non-controlling interest	2475	-	-
Comprehensive income attributable to:			
Owners of the Parent	2480	(1,259)	(1,875)
Non-controlling interest	2485	-	-

INTERNATIONAL CHARITABLE FOUNDATION "ALLIANCE FOR PUBLIC HEALTH"


CONSOLIDATED STATEMENT OF FINANCIAL RESULTS
(STATEMENT OF COMPREHENSIVE INCOME)
FOR THE YEAR ENDED 31 DECEMBER 2019 (CONTINUED)
In Ukrainian Hryvnias (thousands)

III. ELEMENTS OF OPERATING EXPENSE


Item	Line code	Reporting period	Similar period of the prior year
1	2	3	4
Materials	2500	195,031	300,225
Staff costs	2505	54,702	55,747
Social charges	2510	8,716	7,577
Depreciation and amortization	2515	4,754	5,801
Other operating expenses	2520	516,181	439,478
Total	2550	779,384	808,828

IV. RATIOS OF EARNINGS PER SHARE

Item	Line code	Reporting period	Similar period of the prior year
1	2	3	4
Average annual number of ordinary shares	2600	-	-
Adjusted average annual number of ordinary shares	2605	-	-
Net gain (loss) per ordinary share, UAH	2610	-	-
Adjusted net gain (loss) per ordinary share, UAH	2615	-	-
Dividends per ordinary share	2650	-	-




A. Klepikov,
Executive Director




K. Bubnova,
Finance Director

INTERNATIONAL CHARITABLE FOUNDATION "ALLIANCE FOR PUBLIC HEALTH"**CONSOLIDATED STATEMENT OF CASH FLOWS (UNDER DIRECT METHOD)
FOR THE YEAR ENDED 31 DECEMBER 2019
In Ukrainian Hryvnias (thousands)**

Item	Line code	Reporting period	Similar period of the prior year (restated)
1	2	3	4
I. Cash flows from operating activities			
Cash inflows from:			
Sales of products (goods, works, services)	3000	901	4,859
Return of taxes and duties	3005	-	-
Special purpose funding	3010	760,531	507,863
Advances from customers	3015	3,518	3,965
Proceeds from return of advances	3020	165	250
Income from interest on balances in current accounts	3025	456	821
Other proceeds	3095	20,793	13,559
Cash outflows on payments for:			
Goods (works, services)	3100	(151,750)	(184,297)
Staff costs	3105	(42,431)	(43,651)
Social charges	3110	(9,108)	(8,471)
Liabilities on taxes and duties	3115	(11,211)	(11,063)
Income tax	3116	-	-
Value added tax	3117	(49)	(197)
Other taxes and duties	3118	(11,162)	(10,866)
Advances payment	3135	(57,460)	(63,355)
Returns of advances	3140	-	(16)
Payments of targeted contributions	3145	(383,482)	(311,513)
Other payments	3190	(3,266)	(4,359)
Net cash flow from operating activities	3195	127,656	(95,408)
II. Cash flows from investing activities			
Proceeds on interest received	3215	-	-
Other proceeds	3250	-	-
Payments for non-current assets	3260	(8,932)	(3,707)
Net cash flow from investing activities	3295	(8,932)	(3,707)
III. Cash flows from financing activities			
Net cash flow from financing activities	3395	-	-
Net cash flows for the reporting period	3400	118,724	(99,115)
Cash balance at the beginning of the year	3405	54,331	155,726
Effect of changes in foreign exchange rates on the cash balance	3410	(23,884)	(2,280)
Cash balance at the end of the year	3415	149,171	54,331


 A. Klepikov,
 Executive Director


 K. Bubnova,
 Finance Director

INTERNATIONAL CHARITABLE FOUNDATION "ALLIANCE FOR PUBLIC HEALTH"

CONSOLIDATED STATEMENT OF EQUITY
FOR THE YEARS ENDED 31 DECEMBER 2019 AND 2018
In Ukrainian Hryvnias (thousands)

Item	Line code	Registered capital	Revaluation reserve	Additional capital	Reserve capital	Retained earnings (as restated, Explanatory note 4)	Total
1	2	3	4	5	6	7	8
Balance at the beginning of the prior year	4000	-	-	-	-	2,707	2,707
Net loss for the prior period	4100	-	-	-	-	(1,875)	(1,875)
Other comprehensive income for the prior period	4110	-	-	-	-	-	-
Net profit transferred to special purpose funding	4220	-	-	-	-	-	-
Total changes in equity	4295	-	-	-	-	1,403	1,403
Balance at the end of the prior year	4300	-	-	-	-	(472)	(472)
Balance at the beginning of the year	4000	-	-	-	-	2,235	2,235
Net loss for the reporting period	4100	-	-	-	-	2,235	2,235
Other comprehensive income for the reporting period	4110	-	-	-	-	(1,259)	(1,259)
Net loss transferred to special purpose funding	4220	-	-	-	-	-	-
Total changes in equity	4295	-	-	-	-	-	-
Balance at the end of the year	4300	-	-	-	-	(1,259)	(1,259)
						976	976

A. Klepikoy,
Executive Director

K. Bubnova,
Finance Director

INTERNATIONAL CHARITABLE FOUNDATION "ALLIANCE FOR PUBLIC HEALTH"

NOTES TO THE CONSOLIDATED FINANCIAL STATEMENTS
FOR THE YEAR ENDED 31 DECEMBER 2019
In Ukrainian Hryvnias (thousands)

I. Intangible assets

Groups of intangible assets	Line code	Balance at the beginning of the year		Additions during the year	Revaluation (surplus +, deficit -)		Disposals during the year		Amortization accrued during the year	Impairment losses for the year	Other changes during the year		Balance at the end of the year	
		Historical (revalued) cost	Accumulated amortization		Historical (revalued) cost	Accumulated amortization	Historical (revalued) cost	Accumulated amortization			Historical (revalued) cost	Accumulated amortization		
1	2	3	4	5	6	7	8	9	10	11	12	13	14	15
Rights to use natural resources	010	-	-	-	-	-	-	-	-	-	-	-	-	-
Property rights	020	-	-	-	-	-	-	-	-	-	-	-	-	-
Trademark rights	030	-	-	-	-	-	-	-	-	-	-	-	-	-
Industrial property rights	040	-	-	-	-	-	-	-	-	-	-	-	-	-
Copyrights and related rights	050	1,303	196	486	-	-	-	-	302	-	-	-	1,789	498
	060	-	-	-	-	-	-	-	-	-	-	-	-	-
Other intangible assets	070	4,177	3,427	4,220	-	-	-	-	448	-	-	-	8,397	3,875
Total	080	5,480	3,623	4,706	-	-	-	-	750	-	-	-	10,186	4,373
Goodwill	090	-	-	-	-	-	-	-	-	-	-	-	-	-

From line 080 column 14 Cost of intangible assets with restricted ownership rights

Cost of intangible assets pledged as collateral

Cost of internally generated intangible assets

From line 080 column 5 Cost of intangible assets acquired by using special purpose financing

From line 080 column 15 Accumulated amortization of intangible assets with restricted ownership rights

(081)
(082)
(083)
(084)
(085)

-
-
-
4,706
-

INTERNATIONAL CHARITABLE FOUNDATION "ALLIANCE FOR PUBLIC HEALTH"

NOTES TO THE CONSOLIDATED FINANCIAL STATEMENTS
FOR THE YEAR ENDED 31 DECEMBER 2019 (CONTINUED)
In Ukrainian Hryvnias (thousands)

II. Property and equipment

Groups of property and equipment	Line code	Balance at the beginning of the year		Additions during the year	Revaluation (surplus +, deficit -)		Disposals during the year		Depreciation charge for the year	Impairment losses	Other changes for the year		Balance at the end of the year		Received under finance leases		Transferred to operating leases	
		Historical (revalued) cost	Accumulated depreciation		Historical (revalued) cost	Accumulated depreciation	Historical (revalued) cost	Accumulated depreciation			Historical (revalued) cost	Accumulated depreciation	Historical (revalued) cost	Accumulated depreciation	Historical (revalued) cost	Accumulated depreciation	Historical (revalued) cost	Accumulated depreciation
1	2	3	4	5	6	7	8	9	10	11	12	13	14	15	16	17	18	19
Land plots	100	-	-	-	-	-	-	-	-	-	-	-	-	-	-	-	-	-
Investment property	105	-	-	-	-	-	-	-	-	-	-	-	-	-	-	-	-	-
Capital expenditure on land improvement	110	-	-	-	-	-	-	-	-	-	-	-	-	-	-	-	-	-
Buildings, constructions, and transmission equipment	120	28	28	-	-	-	-	-	-	-	-	-	-	-	-	-	-	-
Machinery and equipment	130	11,930	10,863	1,136	-	-	282	219	1,072	-	-	-	12,784	11,716	-	-	-	-
Vehicles	140	9,533	6,584	3,872	-	-	-	-	2,130	-	-	-	13,405	8,714	-	-	-	-
Tools, devices, and fixtures (furniture)	150	2,419	1,663	1,387	-	-	8	-	321	-	-	-	3,798	1,984	-	-	-	-
Livestock	160	-	-	-	-	-	-	-	-	-	-	-	-	-	-	-	-	-
Perennial plants	170	-	-	-	-	-	-	-	-	-	-	-	-	-	-	-	-	-
Other fixed assets	180	365	365	-	-	-	66	66	-	-	-	-	299	299	-	-	-	-
Library stock	190	-	-	-	-	-	-	-	-	-	-	-	-	-	-	-	-	-
Low-value non-current tangible assets	200	3,617	3,617	418	-	-	284	284	418	-	-	-	3,751	3,751	-	-	-	-
Temporary constructions	210	-	-	-	-	-	-	-	-	-	-	-	-	-	-	-	-	-
Natural resources	220	-	-	-	-	-	-	-	-	-	-	-	-	-	-	-	-	-
Returnable containers	230	-	-	-	-	-	-	-	-	-	-	-	-	-	-	-	-	-
Leased items	240	-	-	-	-	-	-	-	-	-	-	-	-	-	-	-	-	-
Other non-current tangible assets	250	190	58	-	-	-	-	-	63	-	-	-	190	121	-	-	-	-
Total	260	28,082	23,178	6,813	-	-	640	569	4,004	-	-	-	34,255	26,613	-	-	-	-

From line 260 column 14

Cost of property and equipment for which there is a restriction of ownership rights in accordance with the effective legislation

Cost of property and equipment pledged as collateral

Net book value of temporarily idle assets (conservation, reconstruction, etc.)

Historical (revalued) cost of fully depreciated property and equipment

Leased property and equipment of integral property complexes

Cost of property and equipment decommissioned for sale

Net book value of property and equipment disposed as a result of extraordinary events

Cost of property equipment acquired by using special purpose financing

Cost of property and equipment received under operating Leases

Accumulated depreciation of property and equipment with restricted ownership rights

Cost of investment property measured at fair value

(261)
(262)
(263)
(264)
(264)
(265)
(265)
(265)
(266)
(267)
(268)
(269)

-
-
-
19,474
-
-
-
6,813
-
-
-
-

INTERNATIONAL CHARITABLE FOUNDATION "ALLIANCE FOR PUBLIC HEALTH"

**NOTES TO THE CONSOLIDATED FINANCIAL STATEMENTS
FOR THE YEAR ENDED 31 DECEMBER 2019 (CONTINUED)**
In Ukrainian Hryvnias (thousands)

III. Capital investments

Item	Line code	For the year	At the end of the year
1	2	3	4
Construction in progress	280	-	-
Acquisition (construction) of property and equipment	290	7,442	1,625
Acquisition (construction) of other non-current tangible assets	300	605	187
Acquisition (creation) of intangible assets	310	846	-
Acquisition (cultivation) of non-current biological assets	320	-	-
Other	330	-	-
Total	340	8,893	1,812

From line 340 column 3	Capital investments to investment property	-
	Finance costs included in capital investments	-

IV. Financial investments

Item	Line code	For the year	At the end of the year	
			Non-current	Current
1	2	3	4	5
A. Financial investments accounted under the equity method in:				
Associates	350	-	-	-
Subsidiaries	360	-	-	-
Joint ventures	370	-	-	-
B. Other financial investments in:				
Stakes in contributed capital of other companies	380	-	-	-
Shares	390	-	-	-
Bonds	400	-	-	-
Other	410	-	-	-
Total (Section A + Section B)	420	-	-	-

From line 1035 column 4 of balance sheet (statement of financial position)
Other non-current financial investments presented at:

Cost	(421)	-
Fair value	(422)	-
Amortized cost	(423)	-

From line 1160 column 4 of balance sheet (statement of financial position)
Current financial investments presented at:

Cost	(424)	-
Fair value	(425)	-
Amortized cost	(426)	-

V. Income and expense

Item	Line code	Income	Expense
1	2	3	4
A. Other operating income and expense			
Operating leases of assets	440	-	4,575
Operating foreign exchange difference	450	26,593	49,772
Sale of other current assets	460	-	-
Penalties, fines, forfeits	470	61	-
Maintenance of housing and utility, social and cultural units	480	-	-
Other operating income and expense	490	750,574	656,195
Including:			
Charges to provision for doubtful debt	491	X	-
Non-productive expense and losses	492	X	30

INTERNATIONAL CHARITABLE FOUNDATION "ALLIANCE FOR PUBLIC HEALTH"

**NOTES TO THE CONSOLIDATED FINANCIAL STATEMENTS
FOR THE YEAR ENDED 31 DECEMBER 2019 (CONTINUED)**
In Ukrainian Hryvnias (thousands)

V. Income and expense (Continued)

Item	Line code	Income	Expense
1	2	3	4
B. Income and expense from investments in:			
Associates	500	-	-
Subsidiaries	510	-	-
Joint ventures	520	-	-
C. Other finance income and expense:			
Dividends	530	-	-
Interest	540	X	-
Finance leases of assets	550	-	-
Other finance income and expense	560	-	-
D. Other income and expense			
Sale of financial investments	570	-	-
Income from business combination	580	-	-
Result of revaluation	590	-	-
Non-operating foreign exchange difference	600	-	-
Assets received free of charge	610	-	X
Write-off of non-current assets	620	X	-
Other income and expense	630	-	-

Exchange (barter) transactions with products (goods, works, services)	(631)	-
Share in revenues from sale of products (goods, works, services) under exchange (barter) contracts with related parties	(632)	-
From line 540-560 column 4: Finance costs included in cost of sales from operating activities	(633)	-

VI. Cash and cash equivalents

Item	Line code	At the end of the year
1	2	3
Cash on hand	640	-
Current accounts with banks	650	149,167
Other accounts with banks (letters of credit, checks)	660	-
Cash in transit	670	-
Cash equivalents	680	4
Total	690	149,171

From line 1090 column 4 of balance sheet (statement of financial position) – Restricted cash	(691)	-
--	-------	---

INTERNATIONAL CHARITABLE FOUNDATION "ALLIANCE FOR PUBLIC HEALTH"

NOTES TO THE CONSOLIDATED FINANCIAL STATEMENTS
FOR THE YEAR ENDED 31 DECEMBER 2019 (CONTINUED)
In Ukrainian Hryvnias (thousands)

VII. Provisions and reserves

Types of provisions and reserves	Line code	Balance at the beginning of the year	Increase during the reporting period		Used during the year	Reversed unused amount in the reporting period	Expected recovery of losses by other parties included in the provision valuation	Balance at the end of the year
			Accrued (created)	Additional charges				
1	2	3	4	5	6	7	8	9
Provision for unused vacations	710	2,901	3,040	-	1,803	1,098	-	3,040
Provision for subsequent expense on additional retirement benefits	720	-	-	-	-	-	-	-
Provision for subsequent expense on guarantee obligations	730	-	-	-	-	-	-	-
Provision for subsequent restructuring expense	740	-	-	-	-	-	-	-
Provision for subsequent expense under onerous contract liabilities	750	-	-	-	-	-	-	-
Other provisions	760	-	-	-	-	-	-	-
Insurance reserves	770	-	-	-	-	-	-	-
Provision for doubtful debts	775	40	-	-	-	-	-	40
Total	780	2,941	3,040	-	1,803	1,098	-	3,080

INTERNATIONAL CHARITABLE FOUNDATION "ALLIANCE FOR PUBLIC HEALTH"

**NOTES TO THE CONSOLIDATED FINANCIAL STATEMENTS
FOR THE YEAR ENDED 31 DECEMBER 2019 (CONTINUED)**
In Ukrainian Hryvnias (thousands)

VIII. Inventories

Item	Line code	Carrying amounts at the end of the year	Revaluation during the year	
			Increase in net realizable value*	Revaluation decrease
1	2	3	4	5
Raw materials and supplies	800	27	-	-
Purchased semi-finished products and component parts	810	-	-	-
Fuel	820	3	-	-
Containers and packaging inventory	830	-	-	-
Construction materials	840	-	-	-
Spare parts	850	328	-	-
Agricultural materials	860	-	-	-
Current biological assets	870	-	-	-
Low-value items	880	50,084	-	-
Work in progress	890	-	-	-
Finished goods	900	-	-	-
Merchandise	910	-	-	-
Total	920	50,442	-	-

From line 920 column 3 Carrying amounts of inventories:

Presented at net realizable value

(921) -

Transferred to processing

(922) -

Pledged as collateral

(923) -

Transferred to commission

(924) -

Assets at custodial storage (off-balance account 02)

(925) -

From line 1200 column 4 of balance sheet (statement of financial position) – Inventories held for sale

(926) -

* Determined according to Paragraph 28 of Ukrainian Accounting Standard 9 "Inventories".

IX. Accounts receivable

Item	Line code	Total at the end of the year	Including by aging		
			Up to 12 months	From 12 to 18 months	From 18 to 36 months
1	2	3	4	5	6
Accounts receivable for goods, works, services	940	-	-	-	-
Other current accounts receivable	950	29,526	29,486	-	40

Bad debts written off in the reporting year

(951) -

From lines 940 and 950 column 3 Accounts receivable from related parties

(952) -

X. Shortages and losses from inventory damage

Item	Line code	Amount
1	2	3
Identified (written off) shortages and losses during the year	960	30
Recognized as liabilities of responsible persons in the reporting year	970	-
Shortages and losses for which responsible persons were not identified at the year end (off-balance sheet account 072)	980	-

INTERNATIONAL CHARITABLE FOUNDATION "ALLIANCE FOR PUBLIC HEALTH"**NOTES TO THE CONSOLIDATED FINANCIAL STATEMENTS
FOR THE YEAR ENDED 31 DECEMBER 2019 (CONTINUED)
In Ukrainian Hryvnias (thousands)****XI. Construction contracts**

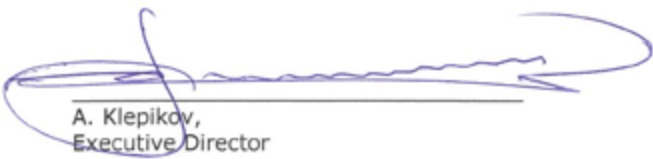
Item	Line code	Amount
1	2	3
Income from construction contracts during the reporting year	1110	-
Accounts payable and receivable at the end of the reporting year:		
Gross from customers	1120	-
Gross to customers	1130	-
Advances received	1140	-
Amount of funds in transit at the year end	1150	-
Cost of works performed by subcontractors under construction contracts in progress	1160	-

XII. Income taxes


Item	Line code	Amount
1	2	3
Current income tax	1210	-
Deferred tax assets:		
At the beginning of the reporting year	1220	-
At the end of the reporting year	1225	-
Deferred tax liabilities:		
At the beginning of the reporting year	1230	-
At the end of the reporting year	1235	-
Included into Statement of Financial Results – Total	1240	-
Including:		
Current income tax	1241	-
Decrease (increase) in deferred tax assets	1242	-
Increase (decrease) in deferred tax liabilities	1243	-
Presented in equity – Total	1250	-
Including:		
Current income tax	1251	-
Decrease (increase) in deferred tax assets	1252	-
Increase (decrease) in deferred tax liabilities	1253	-

XIII. Use of depreciation and amortization charges

Item	Line code	Amount
1	2	3
Charged during the reporting year	1300	4,754
Used during the year – Total	1310	4,540
Including for:		
Construction	1311	-
Acquisition (construction) and improvement of property and equipment	1312	3,131
Including machinery and equipment	1313	1,136
Acquisition (construction) of intangible assets	1314	846
Repayment of borrowings received for capital investments	1315	-
Acquisition (construction) of other non-current tangible assets	1316	563
	1317	-



A. Klepikov,
Executive Director



K. Bubnova,
Finance Director

INTERNATIONAL CHARITABLE FOUNDATION "ALLIANCE FOR PUBLIC HEALTH"**EXPLANATORY NOTES TO THE CONSOLIDATED FINANCIAL STATEMENTS
FOR THE YEAR ENDED 31 DECEMBER 2019***In Ukrainian Hryvnias (thousands), unless otherwise indicated***1. GENERAL INFORMATION**

International Charitable Foundation "Alliance for Public Health" ("Alliance") which up to 22 December 2015 was known as International Charitable Foundation "International HIV/AIDS Alliance in Ukraine" is an international charitable foundation established under provisions of the Law of Ukraine "On charity and charitable organizations" in late 2002. It began operations from its registration with the Ministry of Justice of Ukraine in March 2003. The Alliance has a status of international charitable organization pursuant the Certificate on State Registration of Charitable Organization issued by the Ministry of Justice of Ukraine. On acquiring managerial independence from its founder, Frontline AIDS (formerly known as the International HIV/AIDS Alliance (IHAA) until 2019 (United Kingdom)), at the beginning of 2009, the Alliance became an independent organization sharing the key values and retaining membership in the Frontline AIDS Global Partnership.

The consolidated financial statements comprise the financial statements of the Alliance and its wholly owned subsidiary LLC "Alliance Consultancy" (previously known as LLC "Alliance-Ukraine Consultancy") registered in Kyiv, Ukraine (the "Organization").

The Organization's mission is to support community action against HIV/AIDS, reduce the spread of the HIV and related epidemics through disseminating effective services and approaches, strengthening health care systems and social services, and building the capacity of vulnerable communities.

The core business of the wholly owned subsidiary, LLC "Alliance Consultancy", is rendering consulting services on fighting HIV infection and AIDS to its customers.

In 2016, the Eurasian Key Population Health Network appointed the Organization to ensure its institutionalization in Poland. On 9 November 2017, the Organization registered the entity Eurasian Key Population Health Network (the "EKHN") based in Warsaw, Poland. The EKHN serves a secretariat for a number of linking partners and carries out other Projects funded by the Robert Carr Civil Society Networks Fund. Since 31 December 2018 the Organization has not participated in financing the EKHN.

The activities of the Organization are financed by grants and donations. One of the major grants is provided by the Global Fund to Fight AIDS, Tuberculosis, and Malaria (hereafter, the "Global Fund") directly to the Organization and is used to fund the Program "Gain Momentum in Reducing TB/HIV Burden through Forging Universal Access for Timely and Quality TB Diagnosis and Treatment, Scaling up Evidence-Based HIV Prevention, Diagnosis and Treatment, Building up Resilient and Sustainable Systems for Health" (hereafter, the "Program"). The agreement for the Grant #UKR-C-AUA-1541 under the Program was signed on 20 December 2017 and had effective date on 1 January 2018. Total initially planned amount of funding according to the Grant confirmation issued on 20 December 2017 is equal to USD 35,818 thousand and has ending date of 31 December 2020. On 21 August 2019, the total budget of the grant was increased to USD 47,741 thousand. During the years ended 31 December 2019 and 2018, the Organization received USD 15,253 thousand (equivalent to UAH 401,498 thousand) and USD 12,300 thousand (equivalent to UAH 452,198 thousand) respectively for the Program's implementation.

In order to implement the Program the Organization uses services of other organizations located in different regions of Ukraine, so-called Sub-Recipients. The Organization disburses funds to its Sub-Recipients and monitors their activities and respective expenditures by checking their regular reports. The total number of Sub-Recipients the Organization worked with during the year ended 31 December 2019 was 91. Sub-Recipients implement program activities at their locations.

The overall goal of the Program is to gain momentum in reducing TB and HIV burden and AIDS related morbidity and mortality in Ukraine.

The specific strategies of the Program are as follows:

- To forge universal access for timely and quality people centered TB and HIV diagnosis, treatment and care to achieve "90-90-90" goal of End TB Strategy;

INTERNATIONAL CHARITABLE FOUNDATION "ALLIANCE FOR PUBLIC HEALTH"**EXPLANATORY NOTES TO THE CONSOLIDATED FINANCIAL STATEMENTS
FOR THE YEAR ENDED 31 DECEMBER 2019*****In Ukrainian Hryvnias (thousands), unless otherwise indicated***

- To scale up and ensure equal access to high quality services on HIV prevention, diagnosis and treatment responses focused primarily on key population (the "KP") towards attainment "90-90-90" and prevention targets;
- To build up resilient and sustainable system for health for key populations mostly affected by the HIV and TB epidemic.

During the year ended 31 December 2019, according to the signed Grant agreement QMZ-C-APH, the Organization was also financed by the Global Fund for the Program "Fast-Track TB/HIV Responses for Key Populations in Eastern Europe and Central Asia (the "EECA") Cities". During the years ended 31 December 2019 and 31 December 2018, the Organization received USD 1,343 thousand and USD 1,258 thousand respectively for the Program's implementation.

On 16 January 2019, a new Grant agreement QMZ-H-AUA for the Program "Sustainability of Services for Key Population in Eastern Europe and Central Asia Region" was signed with Global Fund. The implementation period of the program is from 1 January 2019 till 31 December 2021. The total initially planned amount of funding is equal to USD 13,000 thousand or the equivalent in another currency. Total amount of financing received under this program during the year ended 31 December 2019 was USD 4,289 thousand.

On 13 September 2012, the Organization signed Notice of Award ("NOA") with the Centers for Disease Control and Prevention ("CDC") to implement the program "Engaging Local Indigenous Organizations in Developing HIV/AIDS Monitoring and Evaluation Capacity in Ukraine under the President's Emergency Plan for AIDS Relief". The program's period is from 30 September 2012 until 29 September 2019. During the years ended 31 December 2019 and 2018, the Organization received financing from CDC under the program in the amount of USD 2,243 thousand and USD 2,629 thousand, respectively.

On 27 January 2016, the Organization signed Notice of Award with CDC to implement the program "Improved Quality and Sustainability of Medication Assisted Treatment in Ukraine under the President's Emergency Plan for AIDS Relief" (hereinafter – "MAT"). The MAT Program's period was initially set from 1 February 2016 until 29 September 2021. The Year 3 of the MAT Program is set from 1 February 2018 to 29 September 2019 with funding in the amount of USD 800 thousand. Funding in the amount of USD 700 thousand is approved for the Year 4 budget period, which is 30 September 2019 through 29 September 2020. During the years ended 31 December 2019 and 2018, the Organization received financing from CDC under the program in the amount of USD 557 thousand and USD 582 thousand, respectively.

On 19 August 2019, the Organization signed Notice of Award for implementation of the project "Improving HIV Treatment Cascade for Key Populations through Differentiated Case Detection and Linkage to Care and Increased Capacity of the Center for Public Health and Strategic Information in Ukraine under the President's Emergency Plan for AIDS Relief (PEPFAR)". The Project period was initially set from 30 September 2019 until 29 September 2024. The total initially planned amount of funding is equal to USD 2,650 thousand. Total amount of financing received under this program during the year ended 31 December 2019 was USD 904 thousand.

During the years ended 31 December 2019 and 2018, the Organization was also financed by other donors: French Agency for International Technical Expertise, USAID, The Elton John AIDS Foundation and others.

In 2019 and 2018, the average annual number of employees of the Organization was 50 and 47 persons, respectively.

The registered office of the Organization is located at Floor 9, Building 10a, 5 Dilova Str., Kyiv, 03150, Ukraine.

INTERNATIONAL CHARITABLE FOUNDATION "ALLIANCE FOR PUBLIC HEALTH"**EXPLANATORY NOTES TO THE CONSOLIDATED FINANCIAL STATEMENTS
FOR THE YEAR ENDED 31 DECEMBER 2019***In Ukrainian Hryvnias (thousands), unless otherwise indicated***2. OPERATING ENVIRONMENT**

Since 2016, the Ukrainian economy has demonstrated signs of stabilization after years of political and economic tension. In 2019, the Ukrainian economy continued its recovery and achieved real GDP growth of around 3.6% (2018: 3.3%), modest annual inflation of 4.1% (2018: 9.8%), and stabilization of the national currency (appreciation of the national currency by around 5% to USD and 11% to EUR comparing to previous year averages).

Ukraine continues to limit its political and economic ties with Russia, given annexation of Crimea, an autonomous republic of Ukraine, and an armed conflict with separatists continued in certain parts of Luhanska and Donetska regions. As a result of this, the Ukrainian economy is refocusing on the European Union (the "EU") market by realizing potentials of established Deep and Comprehensive Free Trade Area with the EU.

To further facilitate business activities in Ukraine, the National Bank of Ukraine (the "NBU") starting from 20 June 2019 has lifted the surrender requirement for foreign currency proceeds, cancelled all limits on repatriation of dividends since July 2019 and gradually decreased its discount rate for the first time during the recent two years, from 18.0% in April 2019 to 6.0% in June 2020.

The degree of macroeconomic uncertainty in Ukraine in 2019 still remains high due to a significant amount of public debt scheduled for repayment in 2019-2020, which requires mobilizing substantial domestic and external financing in an increasingly challenging financing environment for emerging markets. At the same time, Ukraine has passed through the period of presidential and parliamentary elections. All newly elected authorities have demonstrated their commitment to introduce reforms in order to boost economic growth, while maintaining macro-fiscal stability and liberalizing economic environment. These changes have resulted in, inter alia, improved Fitch's rating of Ukraine's Long-Term Foreign- and Local-Currency Issuer Default Ratings from 'B-' to 'B', with a positive outlook.

Further economic growth depends, to a large extent, upon success of the Ukrainian government in realization of planned structural reforms and effective cooperation with the International Monetary Fund (the "IMF").

In addition to that, starting from early 2020, a new coronavirus disease (COVID-19) has begun rapidly spreading all over the world resulting in announcement of the pandemic status by the World Health Organization (the "WHO") in March 2020. Responses put in place by many countries to contain the spread of COVID-19 are resulting in significant operational disruption for many companies and organizations. The significance of the effect of COVID-19 on the Organization's operations largely depends on the duration and the incidence of the pandemic effects on the world and Ukrainian economy.

3. SUMMARY OF SIGNIFICANT ACCOUNTING POLICIES**General information**

The accompanying consolidated financial statements of the Organization have been prepared in accordance with the Law of Ukraine "On accounting and financial reporting in Ukraine" ("Law on accounting and financial reporting") and Ukrainian Accounting Standards ("UASs"), as approved by the Ministry of Finance of Ukraine and registered with the Ministry of Justice of Ukraine as of the date of the consolidated financial statements preparation.

The accompanying consolidated financial statements were prepared as of 31 December 2019 and cover the period from 1 January 2019 to 31 December 2019 and the period from 1 January 2018 to 31 December 2018 for comparison.

These consolidated financial statements have been prepared in the national currency of Ukraine, Ukrainian Hryvnias ("UAH"). Unless otherwise indicated, the amounts are presented in UAH and in thousands.

INTERNATIONAL CHARITABLE FOUNDATION "ALLIANCE FOR PUBLIC HEALTH"**EXPLANATORY NOTES TO THE CONSOLIDATED FINANCIAL STATEMENTS
FOR THE YEAR ENDED 31 DECEMBER 2019*****In Ukrainian Hryvnias (thousands), unless otherwise indicated***

These consolidated financial statements have been prepared on a going concern basis, which contemplates that the Organization will be able to operate in the foreseeable future.

Basis of consolidation

The consolidated financial statements incorporate the financial statements of the Alliance (the "Parent") and the entity controlled by the Parent, LLC "Alliance Consultancy" (the "subsidiary"). The financial statements of EKHN have not been consolidated, as they are not material for the consolidated financial statements of the Organization.

Control is achieved when the Parent has the power to govern the financial and operating policies of an entity, either directly or indirectly, to obtain benefits from its activities. The financial statements of the subsidiary are included in the consolidated financial statements of the Organization from the date when control effectively commences.

When necessary, adjustments are made to the financial statements of the subsidiary to bring its accounting policies into line with those used by the Parent.

All intra-group transactions, balances, income and expenses are eliminated in full on consolidation.

Intangible assets

Intangible assets, which were acquired by the Organization and which have finite useful lives consist primarily of software.

Software rights acquired or received free of charge are carried at cost, less accumulated amortization and accumulated impairment losses. Amortization of intangible assets is recognized on a straight-line basis over their estimated useful lives (mainly three years). Amortization of intangible assets commences when the assets are ready for their intended use.

Intangible assets of the Organization have been predominantly acquired at the cost of special purpose funds.

Property and equipment

All property and equipment items are carried at historical cost, less any accumulated depreciation and accumulated impairment losses. Historical cost of property and equipment consists of the purchase price, non-refundable indirect taxes related to their purchase, costs of installation, and maintenance of property and equipment, and other directly attributable costs of bringing the property and equipment items to working condition for their intended use.

Depreciation of all groups of property and equipment is calculated using a straight-line method over the following useful lives:

	Years
Buildings, constructions and transmission equipment	20 years
Machinery and equipment	2 years
Vehicles	5 years
Tools, devices, and fixtures (furniture)	4 years
Other fixed assets	4 years
Low-value non-current tangible assets	Fully depreciated when put into operation

The residual value, useful lives, and depreciation methods are reviewed at each financial year-end. The effect of any changes from previous estimates is accounted for as a change in an accounting estimate.

INTERNATIONAL CHARITABLE FOUNDATION "ALLIANCE FOR PUBLIC HEALTH"**EXPLANATORY NOTES TO THE CONSOLIDATED FINANCIAL STATEMENTS
FOR THE YEAR ENDED 31 DECEMBER 2019***In Ukrainian Hryvnias (thousands), unless otherwise indicated*

Historical cost of property and equipment items is increased by the expenditures related to the property and equipment item's improvement (modernization, modification, additional construction, equipment installation, reconstruction, etc.), which increases future economic benefits initially expected from the use of an item of property and equipment. Capitalized cost of property and equipment improvement is depreciated using the straight-line method at the same rates as the respective property and equipment items.

Repairs and maintenance expenditures, as well as costs related to servicing of assets, are included in the consolidated statement of financial results for the period when incurred.

Gain or loss arising on the disposal of an item of property and equipment is determined as the difference between the sales proceeds and carrying amounts and included in other income or expense from ordinary activities.

The Organization's property and equipment have been predominantly acquired at the cost of special purpose funds.

Impairment of tangible and intangible assets

At each balance sheet date, the Organization reviews the carrying amounts of its tangible and intangible assets to determine whether there is any indicator that those assets have suffered an impairment loss. If any such indicator exists, the recoverable amount of the asset is estimated in order to determine the extent of the impairment loss (if any). Where it is not possible to estimate the recoverable amount of an individual asset, the Organization estimates the recoverable amount of the cash-generating unit to which the asset belongs.

Capital investments in progress

Item of capital investments in progress reflects the cost of capital investments (incomplete at the balance sheet date) in the non-current assets transferred for modernization, which will increase their initial cost, as well as the cost of other property and equipment items that are not yet ready for use.

Inventories

Inventories are mainly represented by drugs, other health care medications, and handout materials. An accounting unit of inventories is acknowledged a homogeneous group, batch, or type.

Inventories are carried at cost that includes expenditure incurred in acquiring inventories, delivering, and bringing them to their existing condition for the intended use. Disposal cost of inventories is determined for individual groups using average weighted cost method and identifiable cost of individual inventory items. As of the balance sheet date, the Organization reviews the expiry dates of inventories (including drugs) and, if they are short-term or delayed, writes off the respective inventories. Inventories are recorded net of provision for slow moving, damaged, or obsolete assets.

Accounts receivable on advances made

Accounts receivable on advances made are represented by the advances issued to suppliers in the course of purchasing equipment, inventories, including medical supplies, services, etc. in order to conduct programmatic activities and are carried as advances issued, less any provision for doubtful debts.

Other current accounts receivable

Other current accounts receivable of the Organization are mostly attributable to the sub-recipients that receive financing through the Organization from the Global Fund and other donors. As of each balance sheet date, the Organization reviews the intended use of advances by sub-recipients and assesses the recoverability of funds from them in the event the expenses are recognized as inappropriate. Other current accounts receivable are carried on the balance sheet net of the provision for doubtful debts.

INTERNATIONAL CHARITABLE FOUNDATION "ALLIANCE FOR PUBLIC HEALTH"**EXPLANATORY NOTES TO THE CONSOLIDATED FINANCIAL STATEMENTS
FOR THE YEAR ENDED 31 DECEMBER 2019***In Ukrainian Hryvnias (thousands), unless otherwise indicated*

Provision for doubtful debts

The amount of provision for doubtful debts is determined by the Organization's management based on their estimates regarding possibility of sub-recipients to perform the programmatic activities in accordance with the sub-grant agreement. The provision is created when there is objective evidence that the Organization may fail to obtain the proof from the sub-recipients that their programmatic activities were carried in accordance with the terms of the sub-grant agreement. The Organization also creates the provision for doubtful debts the recovery on which is considered as doubtful.

Cash and cash equivalents

Cash and cash equivalents include cash on hand and cash on current accounts with banks.

Prepaid expenses

Prepaid expenses are stated at the actual cost of the funds paid. Prepaid expenses are recognized in the consolidated statement of financial results when they are incurred.

Deferred income

Deferred income is mainly represented by the net book value of property and equipment and intangible assets acquired at the donors' financing and not yet fully depreciated or amortized. Deferred income is reduced by other operating income in the consolidated statement of financial results in respective amounts that match with the depreciation and amortization charge recognized during the reporting period on such property and equipment and intangible assets.

Special purpose funding

Special purpose funding is initially recognized when the respective cash proceeds are received from donors. Special purpose funding is subsequently reduced by the amount of incurred expenses related to the program with simultaneous recognition of other operating income. Cost of property and equipment and intangible assets acquired at the expense of special purpose funding is depreciated and amortized over their useful lives, with simultaneous recognition of other operating income. Balance of the special purpose funding received in respect of which the Organization has not yet incurred expenditures and financial result (profit or loss) of Alliance for current year is recorded on the Organization's balance sheet in section "Non-current Liabilities and Provisions".

Current accounts payable for goods, works, services

Current accounts payable for goods, works, services are mainly represented by the amounts due to the suppliers of drugs and other suppliers.

Cost of products sold (goods, works, services)

Cost of products sold (goods, works, services) is represented by cost of the services realized by LLC "Alliance Consultancy" and comprises predominantly payment for the services rendered by external suppliers.

Financial instruments

Financial instruments are recognized when the Organization becomes a party to the contractual provisions of the instruments. Financial assets and financial liabilities are initially measured at fair value. Transaction costs that are directly attributable to the acquisition or issue of financial assets and financial liabilities (other than financial assets and financial liabilities at fair value through profit or loss) are added to or deducted from the fair value of the financial assets or financial liabilities, as appropriate, on initial recognition. Transaction costs directly attributable to the acquisition of financial assets or financial liabilities at fair value through profit or loss are recognized immediately in profit or loss.

INTERNATIONAL CHARITABLE FOUNDATION "ALLIANCE FOR PUBLIC HEALTH"**EXPLANATORY NOTES TO THE CONSOLIDATED FINANCIAL STATEMENTS
FOR THE YEAR ENDED 31 DECEMBER 2019*****In Ukrainian Hryvnias (thousands), unless otherwise indicated***

The Organization's financial assets are subsequently measured at amortized cost using the effective interest rate method, less any impairment. The effective interest rate method is a method of calculating the amortized cost of a financial asset (liability) and of allocating interest income (expense) over the relevant period. The effective interest rate is the rate that exactly discounts estimated future cash receipts (payments), including all fees on points paid or received that form an integral part of the effective interest rate, transaction costs, and other premiums or discounts, through the expected life of the financial asset (liability), or, where appropriate, a shorter period to the net carrying amount on initial recognition.

Financial assets are assessed for indicators of impairment at the end of each reporting period. Financial assets are considered to be impaired when there is objective evidence that, as a result of one or more events that occurred after the initial recognition of the financial asset, the estimated future cash flows of the investment have been affected.

Objective evidence of impairment could include:

- Significant financial difficulty of the issuer or counterparty; or
- Breach of contract, such as a default or delinquency in interest or principal payments; or
- It becoming probable that the borrower will enter bankruptcy or financial re-organization; or
- The disappearance of an active market for that financial asset because of financial difficulties.

The Organization's financial liabilities are subsequently measured at amortized cost using the effective interest rate method, with interest expense recognized on an effective yield basis.

Revenue recognition

Revenue of the Organization is attributable to its subsidiary, LLC "Alliance Consultancy" LLC, for providing consultancy services. Revenue from rendering of services is recognized by reference to the stage of completion of the transaction at the end of the reporting period, if its outcome can be reliably estimated. The outcome of a transaction can be estimated reliably when all the following conditions are satisfied:

- The amount of revenue can be measured reliably;
- It is probable that the economic benefits associated with the transaction will flow to the entity;
- The stage of completion of the transaction at the end of the reporting period can be measured reliably; and
- The costs incurred for the transaction and the costs to complete the transaction can be measured reliably.

Expense recognition

Expense incurred by the Organization is represented by the costs of purchasing medicines, other health care equipment, information and educational materials, as well as the costs of services rendered by subcontractors, office premises leases, payroll expenses, and other services.

Administrative expenses mainly consist of payroll expenses to the Organization's employees and other expenses.

All expenses are recognized as expenses of the period when they are incurred and included in profit or loss based on the accrual method.

Operating leases

Operating lease is a lease under which the Organization does not obtain substantially all the risks and rewards of use and ownership of the asset. Rental costs are recognized in the consolidated financial statements as expense of the current period over the term of the relevant lease. Rentals are prepaid by the Organization for the period of no longer, than 12 months from the balance sheet date and recognized as "Accounts Receivable on Advances Issued".

INTERNATIONAL CHARITABLE FOUNDATION "ALLIANCE FOR PUBLIC HEALTH"**EXPLANATORY NOTES TO THE CONSOLIDATED FINANCIAL STATEMENTS
FOR THE YEAR ENDED 31 DECEMBER 2019***In Ukrainian Hryvnias (thousands), unless otherwise indicated***Foreign currency transactions**

Monetary assets and liabilities denominated in foreign currencies are translated into UAH at the exchange rates established by the National Bank of Ukraine at the end of the reporting period. Revenue and expense denominated in foreign currencies are translated at the exchange rates established by the National Bank of Ukraine at the dates of the respective transactions. All realized and unrealized gains and losses arising on exchange differences are recognized in the consolidated statement of financial results.

The relevant exchange rates were as follows:

	As of 31 December 2019	Average exchange rate for 2019	As of 31 December 2018	Average exchange rate for 2018
UAH/USD	23,6862	25.8456	27,6882	27.2005
UAH/EUR	26.4221	28.9518	31.7141	32.1429
UAH/GBP	31.0206	32.9978	35.1313	36.3444

Contingent liabilities and assets

Contingent liabilities are not recognized in the consolidated financial statements. They are disclosed in the explanatory notes to the consolidated financial statements unless the possibility of an outflow of resources embodying economic benefits is remote.

Contingent assets are not recognized in the consolidated financial statements but disclosed in the explanatory notes to the consolidated financial statements when an inflow of economic benefits is probable.

Income taxes

The Alliance is registered as a non-tax payer, so, except for certain transactions, the amount of which is not material, all income tax expenses are attributable to the subsidiary of the Organization, LLC "Alliance Consultancy". Income tax expense is based on the sum of profit or loss for the year and deferred tax. According to the Organization's management, deferred income taxes were immaterial for the years ended 31 December 2019 and 2018 and, thus, they were not recognized in the consolidated financial statements.

Use of estimates and assumptions

The preparation of the consolidated financial statements under UASs requires that management of the Organization makes estimates and assumptions that affect the reported amounts of assets and liabilities, the disclosure of contingent assets and liabilities as of the reporting date, and the amounts of revenue and expense reported during the reporting period. The actual results may differ from such estimates.

The main Organization's estimates and underlying assumptions are reviewed on an ongoing basis. Revisions to accounting estimates are recognized in the period in which the estimate is revised if the revision affects only that period or in the period of the revision and future periods if the revision affects both current and future periods.

Change in the presentation of funds provided to sub-recipients

Until 1 January 2019, the Organization presented the amount of funds provided to sub-recipients as part of other payments in the consolidated statement of cash flows. Starting from 1 January 2019, the management of the Organization decided to change the presentation of the amount of funds provided to sub-recipients, namely presenting them as part of payments for targeted contributions in the consolidated statement of cash flows. The entity recalculated the retrospective impact of the change in accounting policy on its consolidated statement of cash flows for the year ended 31 December 2018.

INTERNATIONAL CHARITABLE FOUNDATION "ALLIANCE FOR PUBLIC HEALTH"

EXPLANATORY NOTES TO THE CONSOLIDATED FINANCIAL STATEMENTS
FOR THE YEAR ENDED 31 DECEMBER 2019*In Ukrainian Hryvnias (thousands), unless otherwise indicated*

The management of the Organization believes that such presentation is more appropriate and reliable for users of consolidated financial statements.

The Organization recalculated the retrospective impact of the change in presentation on its consolidated statement of cash flows for the year ended 31 December 2018, which is represented as follows:

	Reported earlier as of 31 December 2018	Effect of restatements	Restated as of 31 December 2018
Consolidated statement of cash flows			
Payments for targeted contributions	-	311,513	311,513
Other payments	315,872	(311,513)	4,359

4. CASH AND CASH EQUIVALENTS

As of 31 December 2019 and 2018, cash and cash equivalents represented by balances were as follows:

	31 December 2019	31 December 2018
USD-denominated cash	139,471	37,617
UAH-denominated cash	6,958	15,516
GBP-denominated cash	2,015	260
EUR-denominated cash	727	938
Total	149,171	54,331

As of 31 December 2019, almost all cash and cash equivalents balances of the Organization (98% of the consolidated amount) were placed on current accounts at one of the Ukrainian banks owned by a large European financial group with risk rating "B" according to Fitch ratings.

5. OTHER CURRENT ACCOUNTS RECEIVABLE

As of 31 December 2019 and 2018, other current accounts receivable were represented by advances issued by the Organization to sub-recipients that implement programmatic activities funded by the Global Fund and other donors in the amount of UAH 29,526 thousand and UAH 25,269 thousand, respectively, net of provision for doubtful debt.

Movements in provision for doubtful debt for the years ended 31 December 2019 and 2018 were as follows:

	2019	2018
Balance at the beginning of the year	40	40
Amounts written off during the year	-	-
Balance at the end of the year	40	40

INTERNATIONAL CHARITABLE FOUNDATION "ALLIANCE FOR PUBLIC HEALTH"**EXPLANATORY NOTES TO THE CONSOLIDATED FINANCIAL STATEMENTS
FOR THE YEAR ENDED 31 DECEMBER 2019***In Ukrainian Hryvnias (thousands), unless otherwise indicated***6. CAPITAL INVESTMENTS IN PROGRESS**

As of 31 December 2019, capital investments in progress included purchase and modernization of fixed assets with historical cost of UAH 1,625 thousand. As of 31 December 2018, capital investments in progress included mainly software with historical cost of UAH 3,859 thousand, which is being developed by the third parties for the purpose of different programs implemented by the Organization.

7. OTHER OPERATING INCOME

Other operating income for the years ended 31 December 2019 and 2018 were as follows:

	2019	2018
Income on current assets received free of charge (at the cost of special purpose funds)	750,117	771,595
Realized forex gain	26,593	32,217
Other	518	962
Total	777,228	804,774

8. ADMINISTRATIVE EXPENSE

Administrative expense for the years ended 31 December 2019 and 2018 were as follows:

	2019	2018
Staff costs	48,990	49,338
Cost of services	12,483	12,411
Depreciation	4,754	5,802
Other	2,615	3,183
Total	68,842	70,734

9. OTHER OPERATING EXPENSE

Other operating expense for the years ended 31 December 2019 and 2018 were as follows:

	2019	2018
Expenses of sub-recipients	361,301	332,225
Purchase of inventories	194,702	289,566
Costs of services	89,121	63,408
Losses on operating translation differences	49,772	34,100
Staff costs	14,428	13,986
Other	1,218	4,809
Total	710,542	738,094

10. RELATED PARTY TRANSACTIONS

Major part of related party transactions during the years ended 31 December 2019 and 2018 were current remuneration payments to the Organization's key management personnel.

For the year ended 31 December 2019, total remuneration to the Organization's key management personnel represented by 9 employees was included in administrative expenses and amounted to UAH 18,351 thousand (2018: UAH 15,819 thousand and 10 employees, respectively).

INTERNATIONAL CHARITABLE FOUNDATION "ALLIANCE FOR PUBLIC HEALTH"**EXPLANATORY NOTES TO THE CONSOLIDATED FINANCIAL STATEMENTS
FOR THE YEAR ENDED 31 DECEMBER 2019***In Ukrainian Hryvnias (thousands), unless otherwise indicated*

For the year ended 31 December 2019, total amount of services purchased by LLC "Alliance Consultancy" from key management personnel of ICF "Alliance for Public Health" was included into cost of sales and amounted to UAH 1,152 thousand (2018: UAH 642 thousand).

As of 31 December 2019, the Organization had unused vacation provision accrued in respect of key management personnel in the amount of UAH 1,627 thousand (2018: UAH 1,229 thousand).

11. CONTINGENCIES AND CONTRACTUAL COMMITMENTS**Taxation**

The Alliance is a non-profit organization and is subject to specific tax requirements. Ukraine's tax environment is characterized by complexity in tax administering, arbitrary interpretation by tax authorities of tax laws and regulations that, inter alia, can increase fiscal pressure on taxpayers. Inconsistent application, interpretation, and enforcement of tax laws can lead to litigation, which, as a consequence, may result in the imposition of additional taxes, penalties, and interest, and these amounts could be material.

Management believes that the Organization complied with all requirements of the effective tax legislation.

Legal issues

The Organization is involved in litigation and other claims that are in the ordinary course of its business activities, none of which has had, individually or in the aggregate, a material adverse impact on the Organization.

Contingencies

The investigation regarding procurements of HIV rapid diagnostic tests (CITO tests) in the period from November 2014 to November 2015 carried out by the Office of the Inspector General ("OIG") in 2017 found out that certain grant funds were used by the Organization in deviation from the grant agreements. The amount of the Organization's expenditures classified as non-compliant in accordance with the Global Fund's Quality Assurance Policy and that should be compensated by the Organization was USD 175 thousand. This situation was resolved by the Organization's receiving free-of-charge 220,000 rapid HIV tests on 22 July 2019.

Contractual commitments

As of 31 December 2019 and 2018, the Organization had the following commitments under non-cancelable agreements for acquisition of:

	31 December 2019	31 December 2018
Drugs and pharmaceutical products	3,435	2,077
Rent	391	404
Health care goods and medical equipment	-	2,195
Total	3,826	4,676

INTERNATIONAL CHARITABLE FOUNDATION "ALLIANCE FOR PUBLIC HEALTH"**EXPLANATORY NOTES TO THE CONSOLIDATED FINANCIAL STATEMENTS
FOR THE YEAR ENDED 31 DECEMBER 2019***In Ukrainian Hryvnias (thousands), unless otherwise indicated***12. RISK MANAGEMENT POLICIES**

Major categories of the Organization's financial instruments were as follows:

	31 December 2019	31 December 2018
Financial assets		
Cash and cash equivalents	149,171	54,331
Accounts receivable for products, goods, works, and services	-	679
Total financial assets	149,171	55,010
Financial liabilities		
Current provisions	3,040	2,901
Current accounts payable for goods, works, services	13,380	2,748
Current accounts payable for staff costs	20	6
Total financial liabilities	16,440	5,655

The main risks arising in the course of use of the Organization's financial instruments are those related to foreign currency risk, liquidity risk and concentration risks.

Foreign currency risk

Foreign currency risk is the risk that the financial results of the Organization will be adversely impacted by changes in exchange rates to which the Organization is exposed. Approximately 99% of all donations received by the Organization come from foreign donors. Funds are received and held in foreign currency. The Organization undertakes certain transactions denominated in foreign currencies, but, due to the fact that the national currency tends to revalued and, therefore, the foreign currencies weaken their positions, the foreign currency risk exposure is insignificant. The Organization does not use any derivatives to manage its foreign currency risk exposure.

The carrying amounts of the Organization's foreign currency denominated monetary assets and liabilities as of 31 December 2019 and 2018 were as follows:

	31 December 2019			31 December 2018		
	USD	EUR	GBP	USD	EUR	GBP
Assets						
Cash and cash equivalents	139,742	727	2,015	37,617	936	260
Accounts receivable for products, goods, works, services	-	-	-	679	-	-
Total assets	139,742	727	2,015	38,296	936	260
Liabilities						
Current accounts payable for goods, works, services	12,034	-	-	293	-	-
Total liabilities	12,034	-	-	293	-	-
Net currency position	127,708	727	2,015	38,003	936	260

INTERNATIONAL CHARITABLE FOUNDATION "ALLIANCE FOR PUBLIC HEALTH"**EXPLANATORY NOTES TO THE CONSOLIDATED FINANCIAL STATEMENTS
FOR THE YEAR ENDED 31 DECEMBER 2019***In Ukrainian Hryvnias (thousands), unless otherwise indicated*

The following table details the Organization's sensitivity to weakening of UAH against USD, EUR, and GBP by 10%. This sensitivity level presents management's estimates regarding possible foreign currency exchange fluctuations as of the reporting dates. The sensitivity analysis includes only outstanding balances of foreign currency denominated monetary assets and adjusts their translation to presentation currency at the end of the period with reference to estimated exchange rate fluctuations.

	31 December 2019			31 December 2018		
	USD	EUR	GBP	USD	EUR	GBP
Profit	12,771	73	202	3,800	94	26

Liquidity risk

Liquidity risk is the risk that the Organization will not be able to settle its financial liabilities to third parties arising from its main activities, as they are due. The Organization's liquidity position is carefully monitored and managed. The Organization has a detailed budgeting and cash forecasting process in place to help ensure that it has adequate cash available to meet its payment obligations.

As of 31 December 2019 and 2018, all financial liabilities of the Organization based on contractual payments were due within the period from one to three months.

Concentration risk

During the year ended 31 December 2019, funding provided by the Global Fund amounted to 61% and by the CDC amounted to 13% (2018: 62% and 20%, respectively) of all donations received by the Organization in the form of cash transfers. To manage this concentration risk, the Organization seeks for obtaining additional financing from other donors.

13. FAIR VALUE OF FINANCIAL INSTRUMENTS

Estimated fair value disclosures of financial instruments are made in accordance with the requirements of UAS 13 "Financial Instruments". Fair value is defined as the amount at which the instrument could be exchanged in a current transaction between knowledgeable, willing parties in an arm's length transaction, other than in forced or liquidation sale. As no readily available market exists for a major part of the Organization's financial instruments, professional judgment is necessary to determine fair value, based on current economic conditions and specific risks attributable to the instrument. The estimates presented herein are not necessarily indicative of the amounts the Organization could realize in a market exchange from the sale of its full holdings of a particular instrument.

The Organization's management believes that, as of 31 December 2019 and 2018, fair values of cash and cash equivalents and accounts receivable and payable actually approximated their carrying amounts due to the short-term nature of such instruments.

14. SUBSEQUENT EVENTS

On 11 March 2020, the World Health Organization declared a new strain of coronavirus (COVID-19) a global pandemic and recommended measures to contain and mitigate the situation around the world. Starting from 17 March 2020, the Organization has introduced a remote mode of work for its employees. The program activity was adapted to the new conditions. The Organization has also expanded its efforts to combat the pandemic, as of early June to include measures to combat the pandemic through savings under the Global Fund's program "Gain Momentum in Reducing TB/HIV Burden through Forging Universal Access for Timely and Quality TB Diagnosis and Treatment, Scaling up Evidence-Based HIV Prevention, Diagnosis and Treatment, Building up Resilient and Sustainable Systems for Health" a budget in the amount of USD 958 thousand was allocated by the Organization.

15. APPROVAL OF THE CONSOLIDATED FINANCIAL STATEMENTS

These consolidated financial statements were approved by management and authorized for issue on 13 August 2020.



ANNEX 4.

SUMMARY OF GRANT AGREEMENTS ICF «ALLIANCE FOR PUBLIC HEALTH,» 2019

SL. NO.	NAME OF IMPLEMENTING PARTNER	FUNDING PROGRAM [*]	OBLAST/ COUNTRY
1	Initiative for Health Foundation	Global Fund Cities	Bulgaria
2	Georgian Harm Reduction Network	RG19-21	Georgia
3	Center for information and Counseling on Reproductive Health – Tanadgoma	Global Fund Cities	Georgia
4	Curatio International Foundation	Global Fund Cities	Georgia
5	Eurasian Coalition on Male Health	Global Fund Cities	Estonia
6	Public Foundation AIDS Foundation East-West (AFEW) in Kazakhstan	Global Fund Cities	Republic of Kazakhstan
7	NGO "Association of Legal Entities Harm Reduction "Partner Network"	RG19-21	Kyrgyz Republic
8	Public Association Youth for the Right to Live	Global Fund Cities	Moldova
9	NGO Positive Initiative	RG19-21	Moldova
10	AIDS Foundation East-West International	Global Fund Cities	Netherlands
11	Republican Scientific and Practical Center for Medical Technologies, Informatization, Management and Economics of Public Health (SI)	RG19-21	Republic of Belarus
12	Association of Legal Entities Central Asian Association of People Living with HIV	RG19-21	Republic of Kazakhstan
13	Stronger Together, Association for Support of People Living with HIV	RG19-21	Republic of Northern Macedonia
14	Romanian Angel Appeal Foundation	RG19-21	Romania
15	Timok Youth Center (TOC)	RG19-21	Serbia
16	Frontline AIDS	RG19-21	United Kingdom of Great Britain and Northern Ireland

TOTAL PROJECTS FUNDED	SIGNED COMMITMENTS (TOTAL AMOUNT) (UAH)	TOTAL FUNDING PROVIDED TO RECIPIENTS / IMPLEMENTING PARTNERS (UAH)	SIGNED COMMITMENTS (USD)	ACTUALLY FUNDED (USD)
1	2,720,854	2,641,710	\$100,324	\$100,324
1	2,463,440	2,323,027	\$89,049	\$89,049
1	2,662,474	2,573,252	\$98,171	\$98,171
1	1,538,011	1,435,459	\$59,086	\$59,086
1	325,449	311,526	\$12,000	\$12,000
1	4,159,231	2,916,218	\$153,175	\$113,403
1	4,680,642	4,407,007	\$169,681	\$169,681
1	4,015,217	3,924,023	\$149,112	\$149,112
1	7,149,370	5,724,569	\$265,896	\$222,325
1	1,499,091	1,358,175	\$55,275	\$53,421
1	6,680,276	0	\$253,290	\$0
1	3,034,750	2,888,235	\$109,396	\$109,396
1	1,854,184	1,811,217	\$68,773	\$68,773
1	425,898	264,871	\$10,113	\$10,113
1	3,237,199	3,174,105	\$120,070	\$120,070
1	2,150,966	3,501,173	\$83,164	\$132,939

SL. NO.	NAME OF IMPLEMENTING PARTNER	FUNDING PROGRAM [*]	OBLAST/ COUNTRY
17	University of Bristol	Global Fund 2018-2020	United Kingdom of Great Britain and Northern Ireland
18	NGO SPIN Plus	RG19-21	Tajikistan
19	Sex Workers' Rights Advocacy Network (SWAN)	Global Fund Cities	Hungary
20	Republican Center for AIDS Prevention and Control of the Ministry of Health of the Republic of Uzbekistan	RG19-21	Uzbekistan
21	NGO CAZAS	RG19-21	Montenegro
22	Licit GmbH	Global Fund Cities	Switzerland
23	United Nations Office For Project Services	Global Fund Cities	Switzerland
24	All-Ukrainian Network of People Living with HIV/AIDS (Charitable Organization)	RG19-21	Ukraine
25	NGO Public Health Center Nezalezhnist (Independence)	Global Fund 2018-2020 Public Health Center	Vinnitsia oblast
26	Ukrainian Red Cross Society (Volyn Regional Branch)	Global Fund 2018-2020 Public Health Center	Volyn oblast
27	Volyn Regional Charitable Foundation Chance	Global Fund 2018-2020 Public Health Center	Volyn oblast
28	Charitable Foundation Public Health (Kryvyi Rih)	CDC Global Fund 2018-2020 Public Health Center	Dnipropetrovsk oblast
29	Charitable Foundation Resursy Zhyttia (Resources of Life)	CDC Global Fund 2018-2020	Dnipropetrovsk oblast
30	Charitable Foundation Virtus	CDC Global Fund 2018-2020 Public Health Center	Dnipropetrovsk oblast
31	Charitable Foundation Impuls Kamyanske	Global Fund 2018-2020 Public Health Center	Dnipropetrovsk oblast
32	All-Ukrainian Charitable Fund Dzhirelo Zdorovia (Source of Health)	CDC	Dnipropetrovsk oblast

TOTAL PROJECTS FUNDED	SIGNED COMMITMENTS (TOTAL AMOUNT) (UAH)	TOTAL FUNDING PROVIDED TO RECIPIENTS / IMPLEMENTING PARTNERS (UAH)	SIGNED COMMITMENTS (USD)	ACTUALLY FUNDED (USD)
1	3,391,642	1,853,969	\$131,660	\$78,996
1	2,784,411	2,581,414	\$100,875	\$100,875
1	2,255,236	2,040,028	\$83,460	\$77,605
1	3,806,164	3,485,325	\$134,044	\$134,044
1	5,938,023	5,655,295	\$219,415	\$219,415
1	1,692,680	1,585,832	\$62,875	\$62,875
1	1,731,236	1,783,239	\$66,064	\$66,064
1	36,694,648	28,808,686	\$1,325,278	\$1,105,169
2	2,816,530	2,749,939	\$106,789	\$105,709
2	5,150,766	4,834,024	\$196,421	\$189,298
2	1,847,032	1,826,755	\$69,488	\$69,576
4	9,855,664	6,987,890	\$371,296	\$267,441
3	3,858,060	3,545,102	\$145,154	\$136,015
4	4,613,610	4,468,192	\$175,132	\$169,779
2	534,062	418,692	\$19,574	\$15,716
1	414,890	414,890	\$16,717	\$16,784

SL. NO.	NAME OF IMPLEMENTING PARTNER	FUNDING PROGRAM [*]	OBLAST/ COUNTRY
33	NGO Maibutnie bez SNIDu (Future Without AIDS)	Global Fund 2018-2020	Dnipropetrovsk oblast
34	NGO Drevo Zhyttia (Tree of Life)	CDC Global Fund 2018-2020	Dnipropetrovsk oblast
35	NGO Synergiia Dush (Synergy of Souls)	Global Fund 2018-2020 Health Link	Dnipropetrovsk oblast
36	Dnipropetrovsk Regional NGO Perehrestia (Crossroads)	CDC Global Fund 2018-2020	Dnipropetrovsk oblast
37	Zhovti Vody City Charitable Fund Promin (Ray)	Global Fund 2018-2020	Dnipropetrovsk oblast
38	Municipal Enterprise Kryvyi Rih Mental Health Center	Global Fund 2018-2020	Dnipropetrovsk oblast
39	Novomoskovsk District NGO Family Support Center	CDC Global Fund 2018-2020 Public Health Center	Dnipropetrovsk oblast
40	Charitable Fund Club Svitanok (Break of Dawn)	Global Fund 2018-2020 Public Health Center	Donetsk oblast
41	NGO Donetsk Regional Association for Assistance to HIV-Positive People	Global Fund 2018-2020	Donetsk oblast
42	NGO Istok	Global Fund 2018-2020 Health Link Public Health Center	Donetsk oblast
43	Horlivka NGO Linia Zhyttia (Life Line)	Global Fund 2018-2020	Donetsk oblast
44	NGO Nasha Dopomoha (Our Help)	CDC Global Fund 2018-2020 PITCH Public Health Center	Donetsk oblast
45	NGO Union AMICUS	Global Fund 2018-2020	Donetsk oblast
46	Ukrainian Red Cross Society (Donetsk Regional Branch)	Global Fund 2018-2020 Public Health Center	Donetsk oblast
47	Donetsk Regional CF Oberih (Talisman)	CDC Global Fund 2018-2020 Public Health Center	Donetsk oblast
48	NGO Perspective	Global Fund 2018-2020 Public Health Center	Zhytomyr oblast

TOTAL PROJECTS FUNDED	SIGNED COMMITMENTS (TOTAL AMOUNT) (UAH)	TOTAL FUNDING PROVIDED TO RECIPIENTS / IMPLEMENTING PARTNERS (UAH)	SIGNED COMMITMENTS (USD)	ACTUALLY FUNDED (USD)
1	425,093	396,522	\$15,517	\$14,735
2	982,550	568,507	\$36,767	\$20,279
2	7,895,366	6,345,908	\$289,116	\$242,307
2	1,110,594	938,091	\$41,726	\$35,852
1	863,790	807,689	\$32,132	\$30,178
1	267,992	267,992	\$10,588	\$11,027
4	3,126,725	2,503,294	\$117,538	\$94,584
2	695,463	626,296	\$26,304	\$23,791
1	1,323,660	1,316,244	\$47,690	\$50,191
3	5,763,661	3,892,915	\$213,571	\$149,485
1	2,628,178	2,626,590	\$96,568	\$100,653
4	6,263,647	5,760,599	\$234,500	\$225,072
1	2,644,647	2,626,561	\$95,284	\$100,481
2	9,001,999	6,245,859	\$342,407	\$241,639
4	4,502,137	3,848,259	\$170,582	\$149,060
2	2,298,064	2,103,485	\$84,852	\$80,455

SL. NO.	NAME OF IMPLEMENTING PARTNER	FUNDING PROGRAM [*]	OBLAST/ COUNTRY
49	Zakarpattia Charitable Society of the Network of People Living with HIV/AIDS (Charitable Organization)	Global Fund 2018-2020	Zakarpattia oblast
50	Ukrainian Red Cross Society (Zakarpattia Regional Branch)	Global Fund 2018-2020 Public Health Center	Zakarpattia oblast
51	CF Vse Mozhlyvo (Everything is Possible)	CDC Global Fund 2018-2020 Public Health Center	Zaporizhzhia oblast
52	Charitable Organization 100 Percent Life Network. Zaporizhzhia	Global Fund 2018-2020	Zaporizhzhia oblast
53	Charitable Fund Spodivannia (Hope)	CDC Global Fund 2018-2020 Health Link Public Health Center	Zaporizhzhia oblast
54	Zaporizhzhia Regional Charitable Foundation Gender Zed	Global Fund 2018-2020 Public Health Center	Zaporizhzhia oblast
55	Charitable Foundation Rehabilitation Center for Drug Users Zakhid Shans (West Chance)	Global Fund 2018-2020 Public Health Center	Ivano-Frankivsk Oblast
56	Ukrainian Red Cross Society (Kyiv Regional Branch)	Global Fund 2018-2020 Public Health Center	Kyiv Oblast
57	CF Povnennia do Zhyttia (Coming Back to Life)	CDC Global Fund 2018-2020 Health Link Public Health Center	Kirovohrad Oblast
58	Kirovograd Regional Branch of the All-Ukrainian Charitable Organization All-Ukrainian Network of People Living with HIV/AIDS	Global Fund 2018-2020 Public Health Center	Kirovohrad Oblast
59	Luhansk Regional Society All-Ukrainian Network of People Living with HIV/AIDS (Charitable Organization)	Global Fund 2018-2020	Luhansk Oblast
60	Charitable Organization Obriy (Horizon)	Global Fund 2018-2020 Public Health Center	Luhansk Oblast
61	Charitable Society All-Ukrainian Network of People Living With HIV/AIDS of Lviv City (Charitable Organization)	Global Fund 2018-2020 Public Health Center	Lviv Oblast
62	Charitable Fund Avante	Global Fund 2018-2020 Public Health Center	Lviv Oblast

TOTAL PROJECTS FUNDED	SIGNED COMMITMENTS (TOTAL AMOUNT) (UAH)	TOTAL FUNDING PROVIDED TO RECIPIENTS / IMPLEMENTING PARTNERS (UAH)	SIGNED COMMITMENTS (USD)	ACTUALLY FUNDED (USD)
1	18,833	15,543	\$682	\$596
3	6,904,553	5,898,576	\$264,953	\$231,443
4	1,640,825	1,514,515	\$62,546	\$58,121
1	672,559	670,543	\$24,756	\$25,655
5	4,417,007	4,220,571	\$166,510	\$163,045
2	856,738	833,242	\$32,040	\$31,756
2	1,868,926	1,760,827	\$70,300	\$67,812
2	7,767,091	4,775,522	\$297,577	\$186,250
5	3,732,577	3,358,185	\$140,922	\$129,461
2	802,761	771,822	\$29,688	\$29,636
1	651,431	557,245	\$23,816	\$21,825
2	2,118,403	1,763,795	\$79,695	\$67,638
2	9,759,627	6,987,723	\$375,692	\$275,113
2	948,214	909,680	\$36,016	\$34,879

SL. NO.	NAME OF IMPLEMENTING PARTNER	FUNDING PROGRAM [*]	OBLAST/ COUNTRY
63	Charitable Foundation SALUS	Global Fund 2018-2020 Public Health Center	Lviv Oblast
64	Charitable Organization 100 Percent Life. Kyiv Region	Global Fund 2018-2020	City of Kyiv
65	CF Nadiya ta Dovira (Hope and Trust)	CDC MAT Global Fund 2018-2020 PITCH	City of Kyiv
66	Charitable Organization Ukrainian Institute for Public Health Policy	CDC MAT	City of Kyiv
67	All-Ukrainian Charitable Organization CONVICTUS Ukraine	CDC Global Fund 2018-2020 Health Link PITCH Public Health Center	City of Kyiv
68	All-Ukrainian Charitable Organization Chas Zhyttia Plus (Time of Life Plus)	Global Fund 2018-2020	City of Kyiv
69	All-Ukrainian Charitable Foundation Drop-In Center	CDC Global Fund 2018-2020 Public Health Center	City of Kyiv
70	NGO ALLIANCE.GLOBAL	CDC EJAF Global Fund 2018-2020 Health Link PITCH Public Health Center	City of Kyiv
71	NGO ELEOS-UKRAINE	PITCH	City of Kyiv
72	NGO Club Eney	Global Fund 2018-2020 Public Health Center	City of Kyiv
73	NGO Ukrainian Association of Family Medicine	CDC MAT	City of Kyiv
74	NGO Center for Social Development and Health Promotion Among Men	Global Fund 2018-2020 Health Link	City of Kyiv
75	International Charitable Organization Roma Women Fund Chiricli	Global Fund 2018-2020	City of Kyiv
76	International NGO Labor and Health Social Initiatives	Global Fund 2018-2020	City of Kyiv

TOTAL PROJECTS FUNDED	SIGNED COMMITMENTS (TOTAL AMOUNT) (UAH)	TOTAL FUNDING PROVIDED TO RECIPIENTS / IMPLEMENTING PARTNERS (UAH)	SIGNED COMMITMENTS (USD)	ACTUALLY FUNDED (USD)
2	5,487,976	5,254,823	\$205,779	\$200,902
1	539,886	539,886	\$21,342	\$22,321
4	4,643,733	4,253,755	\$169,994	\$163,541
2	4,580,030	3,004,234	\$167,133	\$115,064
6	24,355,373	23,089,266	\$924,938	\$899,186
1	169,294	95,693	\$6,278	\$3,787
4	5,498,139	4,343,090	\$208,888	\$166,269
6	14,961,241	13,575,457	\$562,244	\$520,412
1	396,404	396,404	\$14,210	\$15,034
2	2,533,376	2,408,346	\$93,672	\$91,613
1	486,422	465,566	\$17,969	\$16,899
2	4,527,424	3,352,602	\$168,540	\$128,672
1	1,423,408	1,380,899	\$51,227	\$52,990
1	6,548,368	6,546,293	\$235,667	\$251,685

SL. NO.	NAME OF IMPLEMENTING PARTNER	FUNDING PROGRAM [*]	OBLAST/ COUNTRY
77	Mykolaiv Regional Fund Zdorova Natsiya (Healthy Nation) (Charitable Organization)	Global Fund 2018-2020 Public Health Center	Mykolaiv Oblast
78	NGO LGBT Association "LIGA"	Global Fund 2018-2020 PITCH Public Health Center	Mykolaiv Oblast
79	NGO "Public Health and Positive Action "Chas Zhyttia" (Time of Life)	Global Fund 2018-2020	Mykolaiv Oblast
80	Ukrainian Red Cross Society (Mykolaiv Regional Branch)	Global Fund 2018-2020 Public Health Center	Mykolaiv Oblast
81	Mykolaiv City Charitable Fund Vykhid (Way Out)	CDC Global Fund 2018-2020 Health Link Public Health Center	Mykolaiv Oblast
82	Mykolaiv City CF Unitus	CDC Global Fund 2018-2020 Public Health Center	Mykolaiv Oblast
83	CF Veselka (Rainbow)	Global Fund 2018-2020	Odesa Oblast
84	NGO Alternativa (Alternative)	Health Link	Odesa Oblast
85	NGO Civil Movement Faith, Hope, Love	CDC Global Fund 2018-2020 Public Health Center	Odesa Oblast
86	NGO Era Myloserdiia (Era of Mercy)	CDC Global Fund 2018-2020	Odesa Oblast
87	Community-Based Youth Organization Klub Vzaïmodopomohy Zhyttia+ (Peer Support Club Life+)	Global Fund 2018-2020 Public Health Center	Odesa Oblast
88	NGO Youth Development Center	Global Fund Cities	Odesa Oblast
89	Youth NGO Youth Public Movement Partner	Global Fund 2018-2020 Public Health Center	Odesa Oblast
90	Odesa CF for Rehabilitation and Social Adaptation of Homeless People Shliakh do Domu (The Way Home)	CDC Global Fund 2018-2020 Public Health Center	Odesa Oblast
91	Charitable Organization Meridian	Global Fund 2018-2020 PITCH	Poltava Oblast
92	Charitable Association for HIV/AIDS Patients Svitlo Nadii (Light of Hope)	CDC Global Fund 2018-2020	Poltava Oblast

TOTAL PROJECTS FUNDED	SIGNED COMMITMENTS (TOTAL AMOUNT) (UAH)	TOTAL FUNDING PROVIDED TO RECIPIENTS / IMPLEMENTING PARTNERS (UAH)	SIGNED COMMITMENTS (USD)	ACTUALLY FUNDED (USD)
2	661,655	647,925	\$25,221	\$24,786
3	1,265,755	1,206,165	\$46,842	\$46,965
1	1,842,761	1,833,024	\$69,002	\$70,728
2	6,645,618	6,276,963	\$256,335	\$247,113
5	3,473,756	3,025,931	\$130,966	\$117,223
4	3,537,865	3,306,714	\$133,830	\$127,124
1	885,593	873,288	\$31,907	\$33,788
1	4,041,477	3,172,242	\$149,940	\$121,396
4	6,107,843	5,819,255	\$232,670	\$224,243
3	3,355,271	2,996,317	\$126,142	\$114,591
2	20,742,072	14,640,582	\$799,910	\$564,365
1	3,954,378	5,142,335	\$146,343	\$198,974
2	2,859,901	2,822,397	\$107,101	\$109,776
4	11,051,343	10,255,372	\$416,449	\$390,984
2	995,344	990,484	\$36,656	\$38,066
3	3,429,488	3,210,379	\$129,550	\$124,685

SL. NO.	NAME OF IMPLEMENTING PARTNER	FUNDING PROGRAM [*]	OBLAST/ COUNTRY
93	Poltava Regional Charitable Foundation Public Health	Health Link	Poltava Oblast
94	Rivne Regional Charitable Fund Nashe Maibutnie (Our Future)	Global Fund 2018-2020 Public Health Center	Rivne Oblast
95	Non-Profit Municipal Enterprise of the Sumy Oblast Council Regional Clinical Medical Center for Socially Dangerous Diseases	Global Fund 2018-2020	Sumy Oblast
96	Sumy Regional NGO Club CHANCE	Global Fund 2018-2020	Sumy Oblast
97	NGO Public Health Sources	Global Fund 2018-2020 Public Health Center	Ternopil Oblast
98	CF Parus* (Sail)	Global Fund 2018-2020 Public Health Center	Kharkiv Oblast
99	Charitable Organization 100 Percent Life Network. Kharkiv	Global Fund 2018-2020 Public Health Center	Kharkiv Oblast
100	Kharkiv City CF BLAGO (Goodness)	Global Fund 2018-2020 Public Health Center	Kharkiv Oblast
101	Ukrainian Red Cross Society (Kherson Regional Branch)	Global Fund 2018-2020 Public Health Center	Kherson Oblast
102	Kherson Regional Charitable Fund Mangust (Mongoose)	CDC Global Fund 2018-2020 Health Link Public Health Center	Kherson Oblast
103	Khmelnyskyi Public Health Association Victoria	Global Fund 2018-2020 Public Health Center	Khmelnyskyi Oblast
104	CO All-Ukrainian Network of People Living With HIV/AIDS (Khmelnyskyi Regional Branch)	Global Fund 2018-2020	Khmelnyskyi Oblast
105	CF Volia (Liberty)	CDC Global Fund 2018-2020	Cherkasy Oblast
106	Charitable Organization 100 Percent Life Cherkasy	CDC Global Fund 2018-2020 Health Link Public Health Center	Cherkasy Oblast

TOTAL PROJECTS FUNDED	SIGNED COMMITMENTS (TOTAL AMOUNT) (UAH)	TOTAL FUNDING PROVIDED TO RECIPIENTS / IMPLEMENTING PARTNERS (UAH)	SIGNED COMMITMENTS (USD)	ACTUALLY FUNDED (USD)
1	994,265	988,869	\$37,864	\$38,573
2	3,739,925	3,539,497	\$141,486	\$136,534
1	235,366	235,366	\$9,592	\$9,545
1	387,416	331,142	\$14,612	\$12,851
2	1,523,258	1,425,242	\$57,337	\$54,223
2	5,479,726	4,699,706	\$208,768	\$181,824
2	2,605,171	2,441,583	\$98,801	\$95,111
2	4,654,541	4,518,826	\$178,308	\$173,111
2	6,950,403	5,163,545	\$264,812	\$204,426
5	5,184,500	4,557,166	\$196,835	\$174,634
2	2,627,760	2,579,342	\$99,800	\$98,255
1	603,666	485,428	\$22,226	\$18,824
2	831,440	588,960	\$30,616	\$21,767
5	3,795,994	3,494,086	\$142,253	\$134,075

SL. NO.	NAME OF IMPLEMENTING PARTNER	FUNDING PROGRAM [*]	OBLAST/ COUNTRY
107	Charitable Fund Insight	Global Fund 2018-2020 Public Health Center	Cherkasy Oblast
108	Regional NGO Information and Counseling Center for Families and Individuals Dialog	Global Fund 2018-2020 Public Health Center	Cherkasy Oblast
109	Chernivtsi New Family Charitable Foundation	Global Fund 2018-2020 Public Health Center	Chernivtsi Oblast
110	NGO Resocialization Center for Chemically Dependent People VEDIS	Global Fund 2018-2020 Public Health Center	Chernihiv Oblast
111	Chernihiv Regional NGO Vidrozhennia Natsii (Revival of the Nation)	Global Fund 2018-2020 Health Link Public Health Center	Chernihiv Oblast
112	CO All-Ukrainian Network of People Living With HIV/AIDS (Chernihiv Regional Branch)	Global Fund 2018-2020	Chernihiv Oblast
Total Unutilized Funds Under Grant Agreements of Prior Years, Returned in 2018			
GRAND TOTAL			

* Funding Programs

GF – Grant funding under the Global Fund's program **"Investing for Impact Against Tuberculosis and HIV"**

GF Cities – Grant funding provided under the project **"Fast-Track TB/HIV Responses for Key Populations in EECA Cities"**

CDC MAT – Grant funding provided under the international technical assistance program **"Improving the Quality and Sustainability of Drug Maintenance Treatment in Ukraine"**

CDC – Grant funding provided under the international technical assistance program **"M&E-Related Technical Assistance and Improved Data Application in HIV (METIDA)"**

AFEW – Grant funding provided under the project **"Underage, Overlooked: Improving Access To Integrated HIV Services For Adolescents Most At Risk In Ukraine"** through ICF AIDS Foundation East-West (AFEW-Ukraine)

PITCH – Grant funding provided under the project **"Partnership to Inspire, Transform and Connect the HIV Response"** which is being implemented in accordance with the agreement with the Secretariat of the International HIV/AIDS Alliance (UK)

TOTAL PROJECTS FUNDED	SIGNED COMMITMENTS (TOTAL AMOUNT) (UAH)	TOTAL FUNDING PROVIDED TO RECIPIENTS / IMPLEMENTING PARTNERS (UAH)	SIGNED COMMITMENTS (USD)	ACTUALLY FUNDED (USD)
2	1,573,877	1,414,232	\$58,284	\$54,179
2	406,883	266,358	\$15,243	\$10,006
2	1,704,604	1,616,897	\$63,451	\$61,468
2	782,022	725,215	\$29,432	\$27,858
3	1,778,099	1,601,640	\$66,036	\$61,097
1	427,786	391,563	\$15,700	\$15,069
		-74,313		-\$2,733
227	425,222,711	363,122,475	\$15,919,353	\$14,000,122

Public Health Center – Grant funding provided under the Global Fund's program "**Investing for Impact Against Tuberculosis and HIV.**" Funded through the Public Health Center of the Ministry of Health of Ukraine

Health Link – Grant funding provided under the HealthLink international technical assistance program "**Accelerating Ukraine's Efforts to End HIV,**" being implemented with the support of the United States Agency for International Development (USAID) in collaboration with NGO All-Ukrainian Network of People Living with HIV / AIDS (Charitable Organization)

RG19-21 – Grant funding under the Global Fund's program "**Sustainability of Services for Key Populations in Eastern Europe and Central Asia**"

EJAF – Grant funding provided by the Elton John AIDS Foundation



NATIONAL HIV/AIDS AND TB HOTLINE:

0 800 500 451

NATIONAL DRUG ADDICTION
AND OST HOTLINE:

0 800 507 727

NATIONAL HEPATITIS HELPLINE:

0 800 503 310

Further details on self-testing
are available at

[HTTPS://SELFTEST.ORG.UA](https://selftest.org.ua)



ICF "ALLIANCE FOR PUBLIC HEALTH"

9th Floor, Building 10A, 5 Dilova Str., Kyiv 03680, Ukraine

Phone: (044) 490-5485

Fax: (044) 490-5489

WWW.APH.ORG.UA

E-mail: office@aph.org.ua

facebook.com/AlliancePublicHealth

WWW.APH.ORG.UA

**IMPACTING
THE EPIDEMICS—
SUPPORTING THE
COMMUNITIES**

ICF “ALLIANCE FOR PUBLIC HEALTH”

9TH FLOOR, BUILDING 10A, 5 DILOVA STR., KYIV 03680, UKRAINE

PHONE: (044) 490-5485, FAX: (044) 490-5489

E-MAIL: OFFICE@APH.ORG.UA

WWW.FACEBOOK.COM/ALLIANCEPUBLICHEALTH

